Katalog 2025

EMT Metallbautechnik AG
Meiniswilstrasse 19
4912 Aarwangen

Fax 056 290 09 20
Fon D. 056 290 09 19
Fon F. 056 290 09 21

info@emtag.ch
www.mtifassade.ch

MTi fassade.ch

Stand 16.12. 2024

Inhaltsverzeichnis MTI Fassadensytem

Produkteübersicht		Seite
Kalt- Warmfassade		3
Bauteile Trockenverglasung		4

Deckprofile Endstücke Serie 50		5 - 6
Deckprofile Endstücke Serie 60		7
Deckprofile Endstücke Serie 80 - 100		8

Kaltfassade		
Verglasungsrichtwerte		9
Schnittbeispiele		10

Warmfassade		
Verglasungsrichtwerte		11
Neues Glashaltesystem MTI Nassverglast		12
Neues Glashaltesystem MTI Trokenverglasung		13
Anwendungsbeispiele		14-16

Bohrlehren		18
T-Verbinder		19
Bauanschlüsse		20 -30

Aktuell

Generationswechsel der isolierten Glashalter Serie 60/80/100

Die Glashalter MTI 6-31 bis MTI 6-39, sowie die Verlängerungshülsen MTI 10-16, und MTI 20-18 werden nicht mehr weiter produziert.
Lieferung altes System so lange Vorrat.

Die neuen **Glashalter MTI T600**, zum einschieben in Kombination mit den neuen **Glashalterfüsse MTI T28 bis MTI T52**.

Seite 11 und 12. für Nass-Verglasung
Seite 31 und 32 für Trockenverglasung

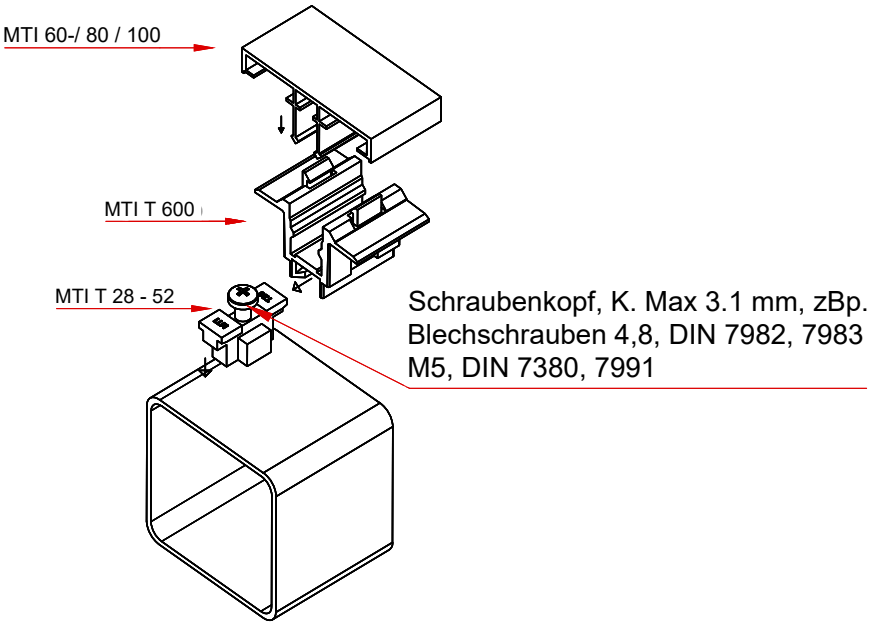

Die Endstücke MTI 6-10 wurden ersetzt mit dem Artikel MTI 6-100

Detail hierzu Seite 7

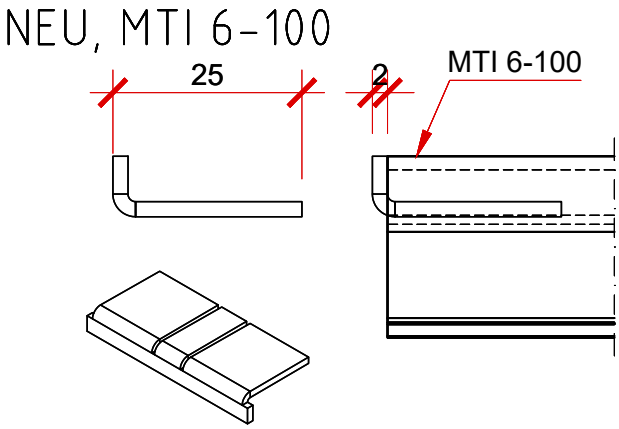

Deckprofil Serie 50 / Série profilés 50 de recouvrement

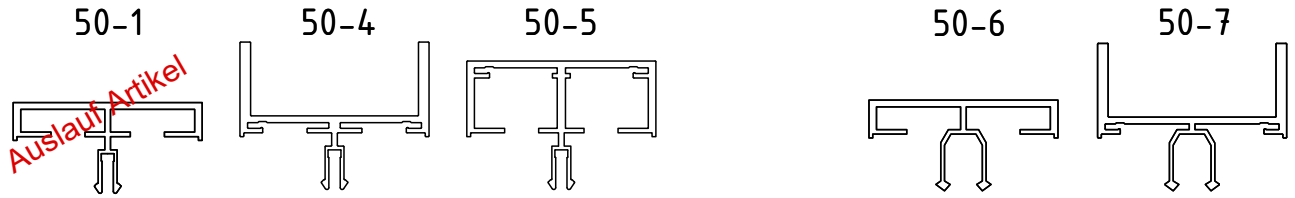

Glashalter / Porte-verre Serie 50 Raster 450mm

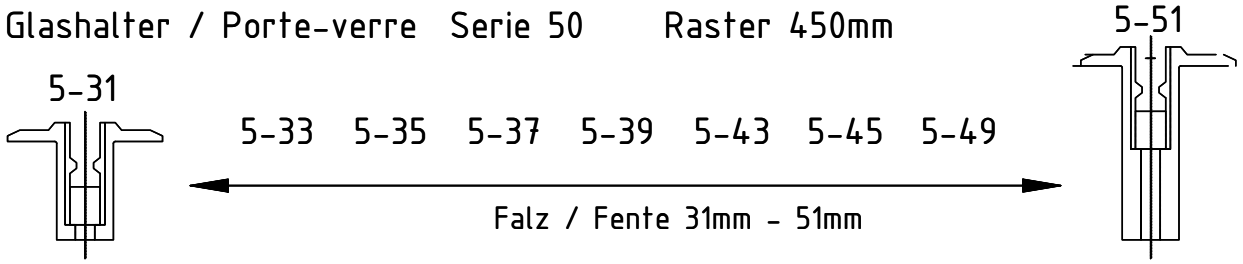

Deckprofil Serie 60 / Série profilés 60 de recouvrement

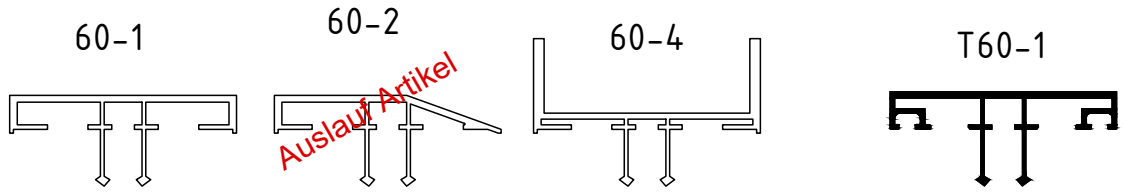

Deckprofil Serie 80;-100 / Série profilés 80;-100 de recouvrement

Glashalter-Fuss / Porte-verre Serie 60; -80; -100

Raster bei Nassverglasung 450mm
Raster bei Tockenverglasung 300mm

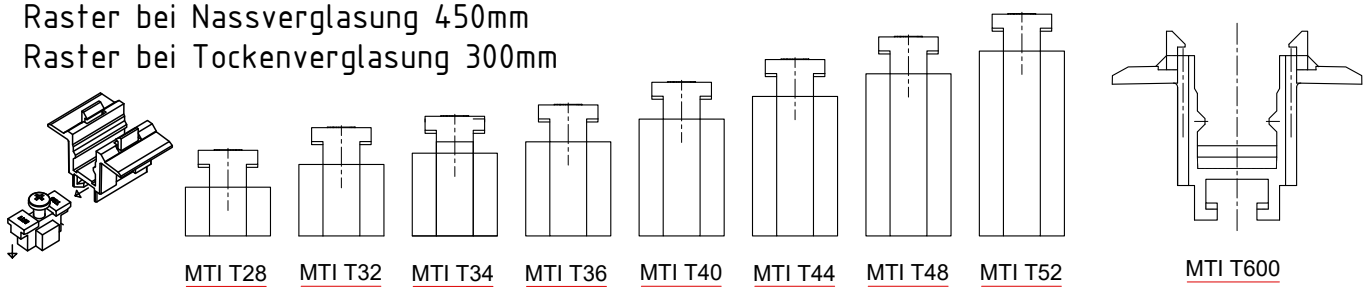

Abverkauf, Altes System Glashalter / Porte-verre Serie 60; -80; -100 Raster 450mm,

Glasfalz vergrössern durch anstecken von G-Hülsen MTI 20-18, um je 20mm (6-53 bis 6-61)

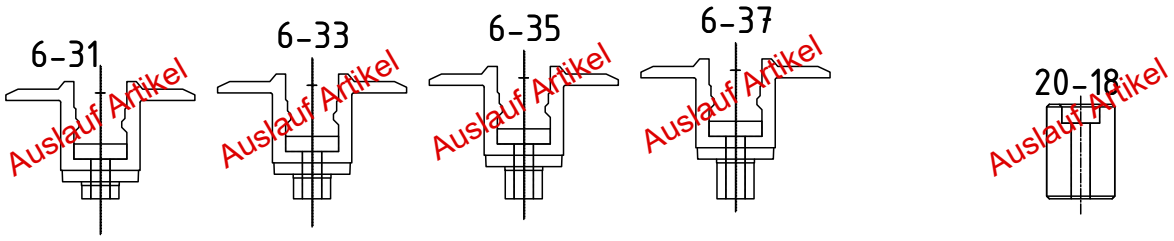

Klemmknopf / Bouton de fixation Raster 300mm

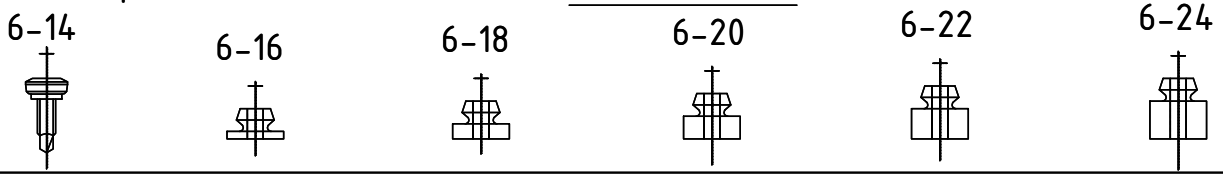

Endstücke/fermeture des profile

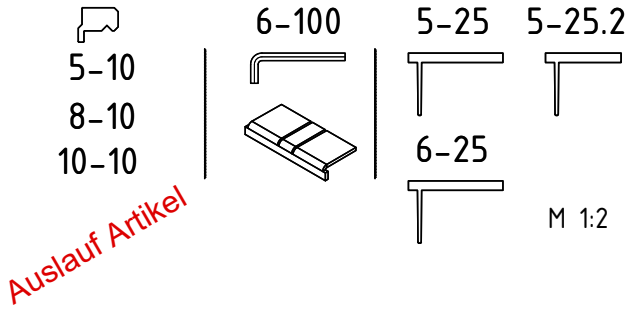

Zubehör / Garniture

Stahl, T Steck-Verbinder

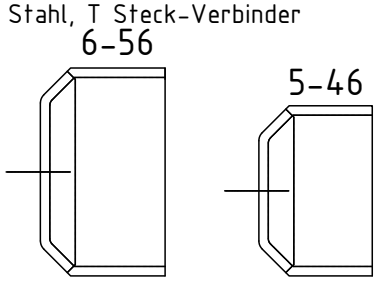

Glasträger/Cornière- support

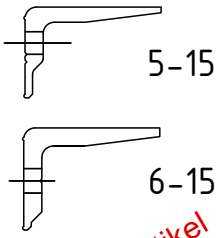

Empfehlung:
Glasträger selber herstellen
aus Flachstahl 4-5 mm Stark
nach Glasgrösse und Gewicht.
Wichtig auch die äussere Scheibe
muss auf dem Auflager aufliegen

Trockenverglasung

Dichtung innen /Joint intérieur

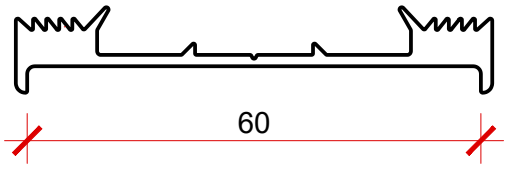

MTI T 160

Deckprofil-Dichtung aussen
Joint extérieur

MTI T 200

Endstücke und T Stoss-Stücke Trockenverglasung / fermeture des profile

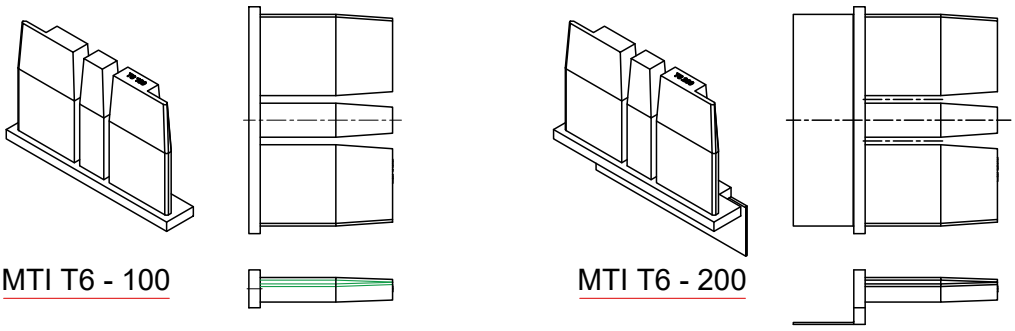

MTI T6 - 100

MTI T6 - 200

M 1:2

Deckprofil Serie 50 isoliert / Série profilés 50 pour élements isolés

MTI 50-1

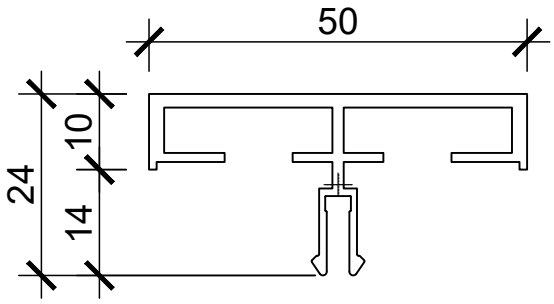

MTI 5-10

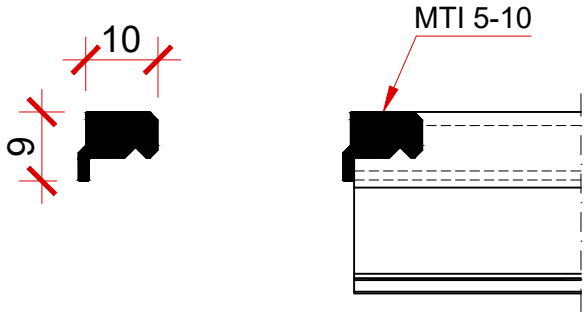

MTI 50-4

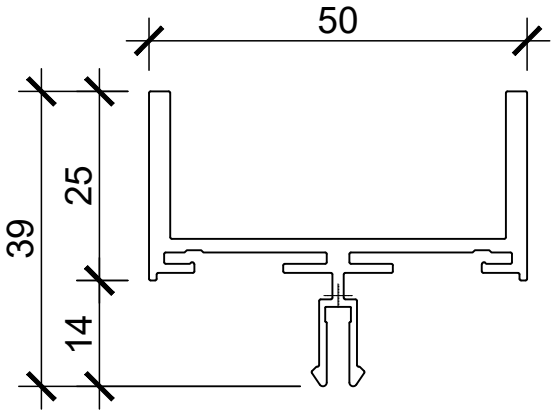

MTI 5-25

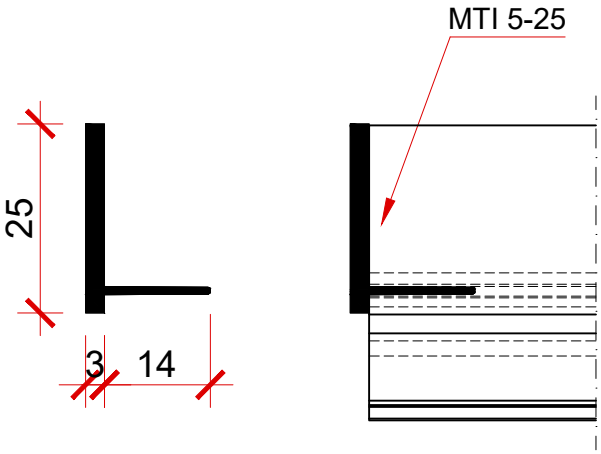

MTI 50-5

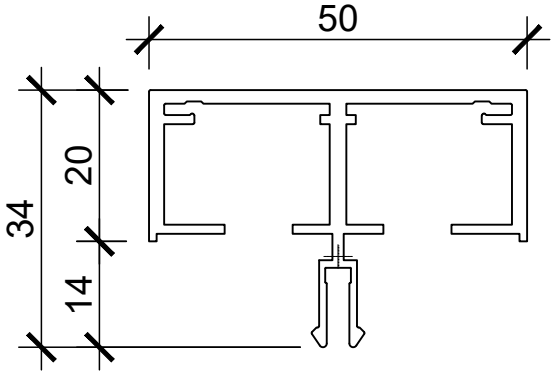

MTI 5-25.2

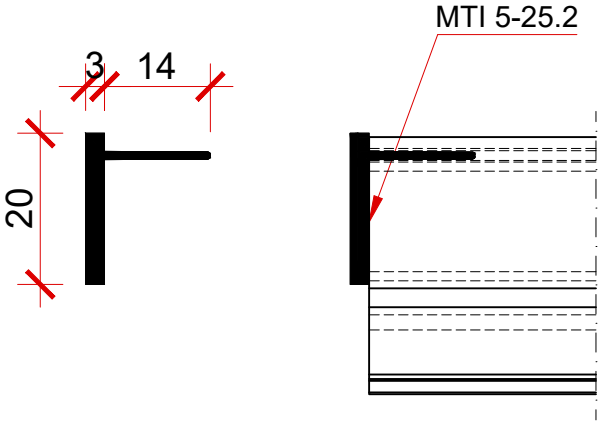

Deckprofil Serie 50, Profil für unisolierte Elemente (Kaltfassade)
Serié profilés 50 pour élements non isolés.

MTI 50-6

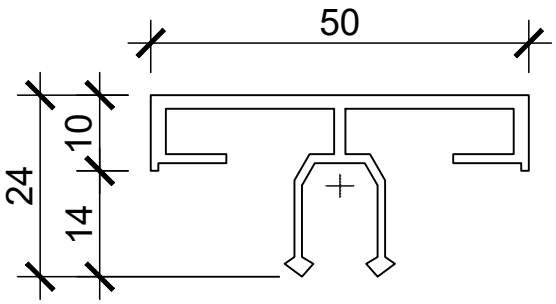

MTI 5-10

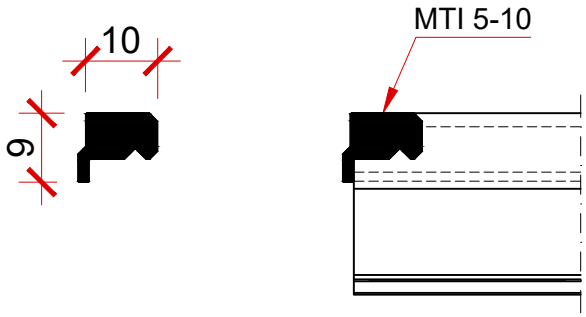

MTI 50-7

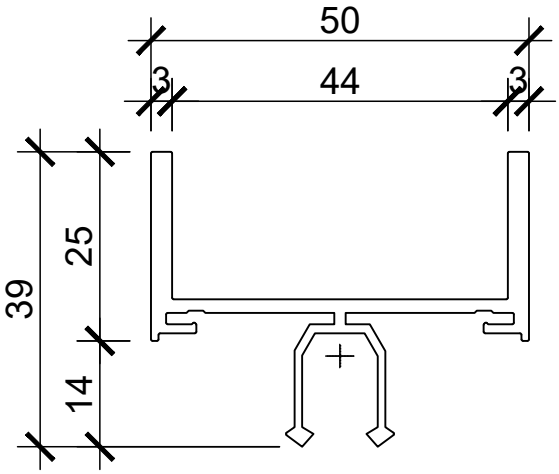

MTI 5-25

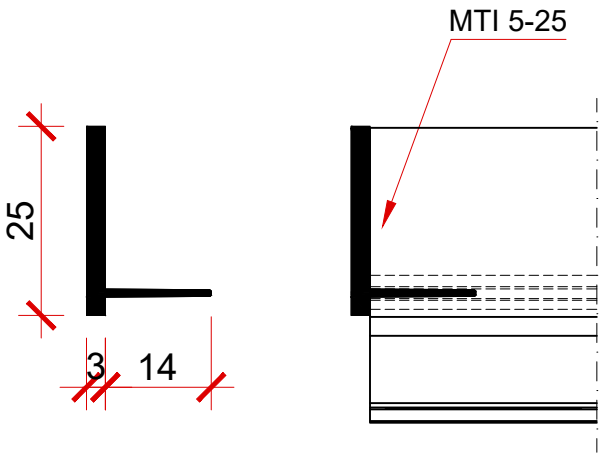

Deckprofil Serie 60 / Série profilés 60 de recouvrement

MTI 60-1

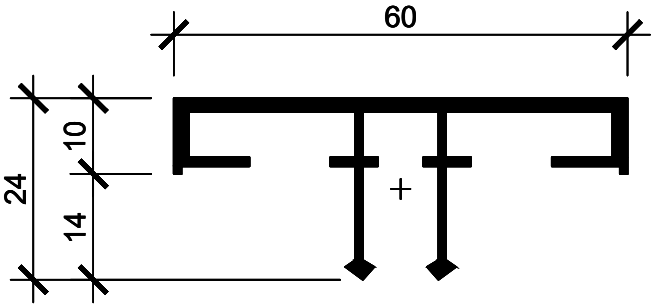

Endstück, MTI 6-100

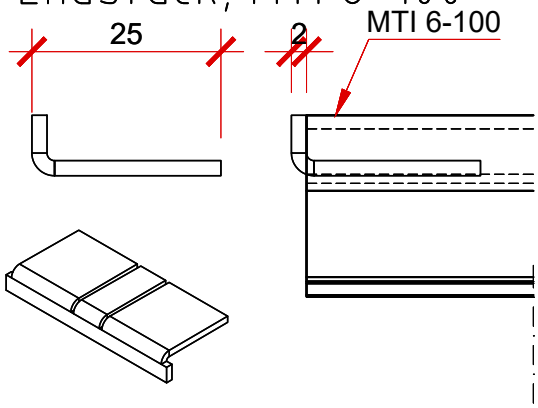

MTI 60-1

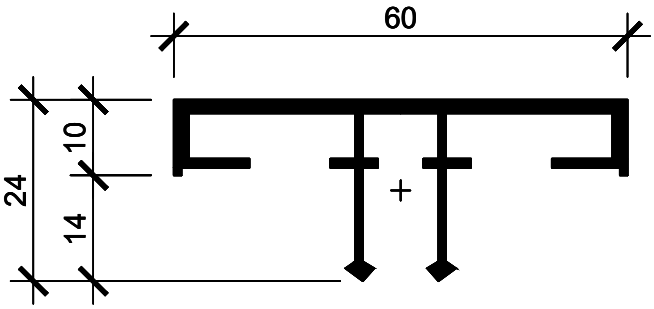

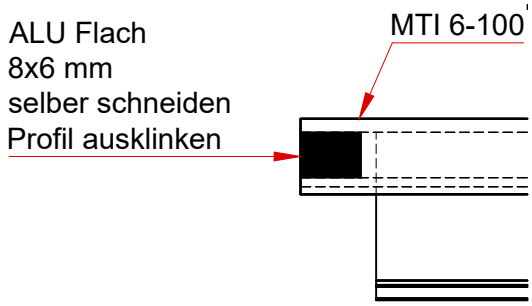

MTI 60-4

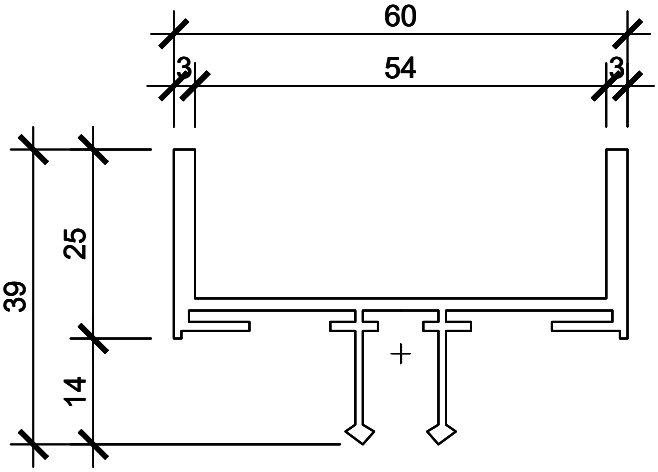

Endstück MTI 6-25

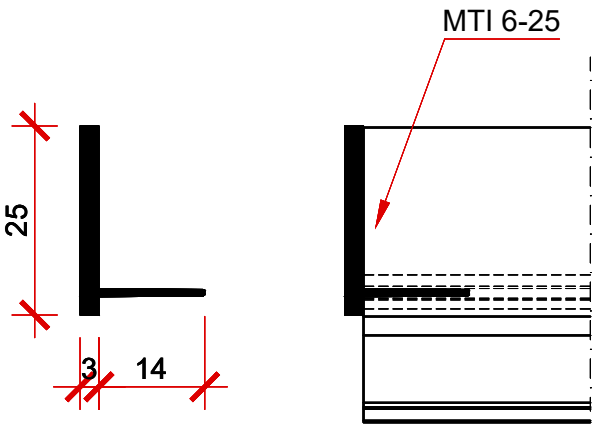

Deckprofil Serie 80/ Série profilés 80 de recouvrement

MTI 80-10

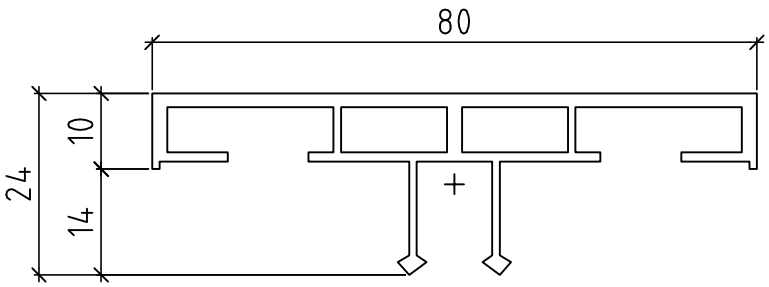

MTI 8-10

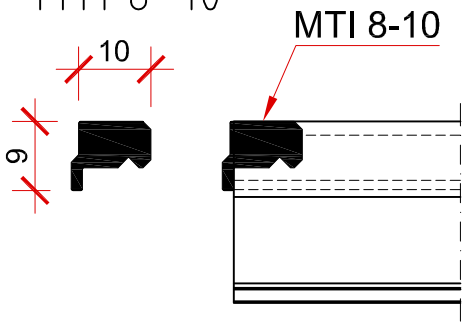

Deckprofil Serie 100/ Série profilés 100 de recouvrement

MTI 100-1

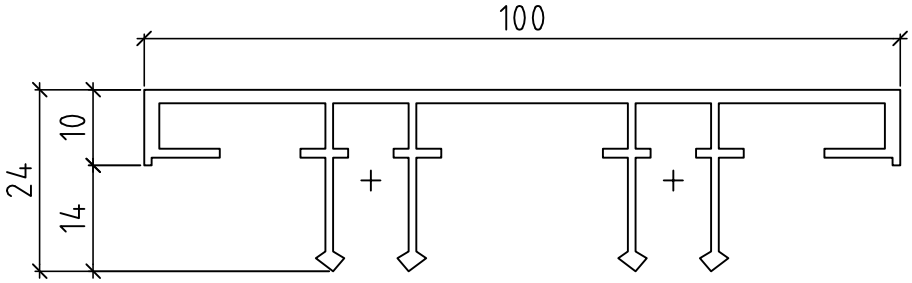

MTI 10-10

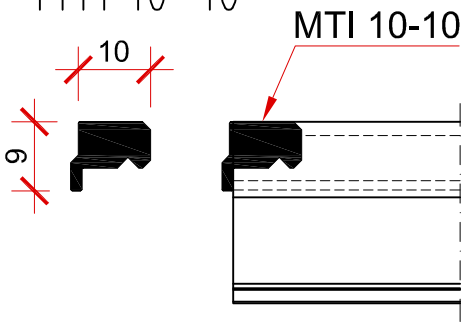

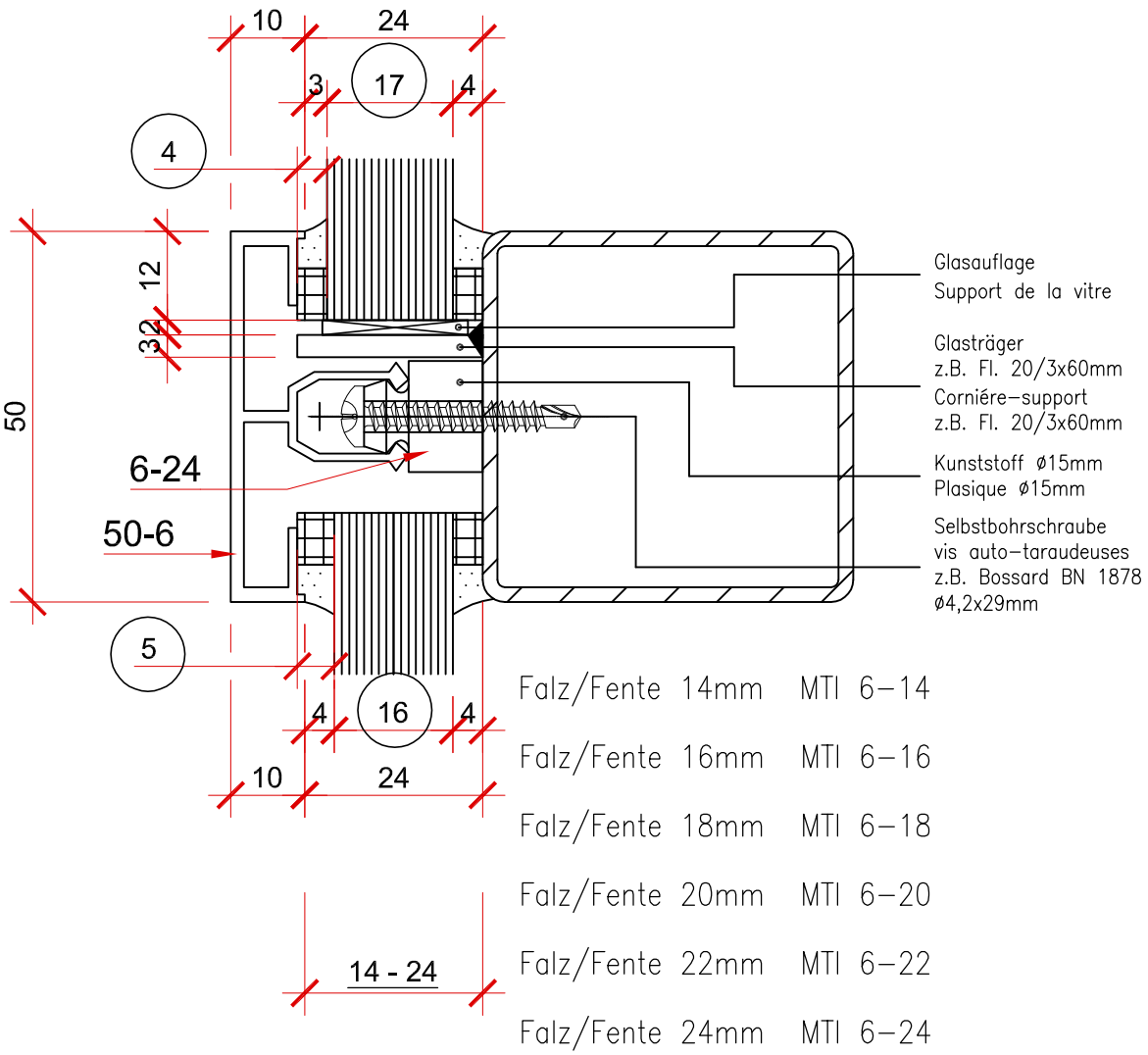

Hinweise zur Verglasung der MTI Kaltfassaden

Bohrknöpfe 6-14, nur bis 2 mm Blechstärke möglich
Distanz zwischen den Stahl-Bohrknöpfen ca. 300 mm

Bohrknöpfe MIT 6- 16 bis 6 -24 mm
mit Selbstbohrschrauben Ø 4,2 mm
Distanz zwischen den Kunststoff-Knöpfen ca. 300 mm

Verglasungsrichtwerte

Falzhöhe	Glasstäke	Vorlegeband	Vorlegeband	alle MTI Profile
mm	mm	Innen, mm	Aussen, mm	ohne MTI 50-1 / 50-4 / 50-5
14	6 - 7	4	4 - 5	MTI 6-14
16	8 - 9	4	4 - 5	MTI 6-16
18	10 - 11	4	4 - 5	MTI 6-18
20	12 - 13	4	4 - 5	MTI 6-20
22	14 - 15	4	4 - 5	MTI 6-22
24	16 - 17	4	4 - 5	MTI 6-24

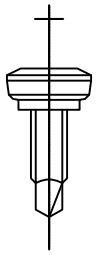

Bohrknopf MTI 6-14
Bouton-vis MTI 6-14

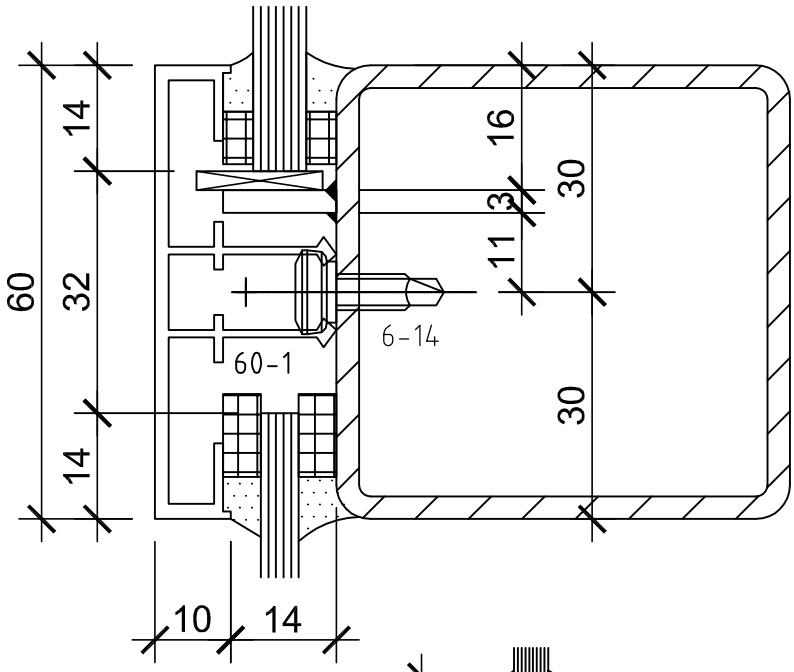

Selbstbohrschraube
vis auto-taraudeuses

z.B. Bossard BN 1878
Ø4,2x22mm

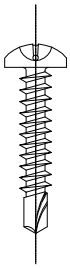

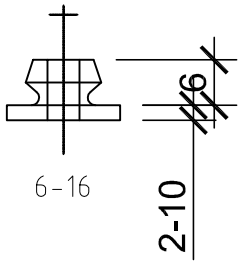

Knopf MTI 6-16
Boutons MTI 6-16

Knopf MTI 6-18
Boutons MTI 6-18

Knopf MTI 6-20
Boutons MTI 6-20

Knopf MTI 6-22
Boutons MTI 6-22

Knopf MTI 6-24
Boutons MTI 6-24

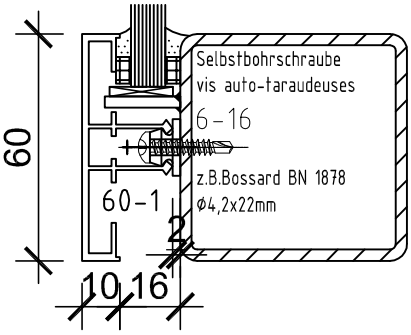

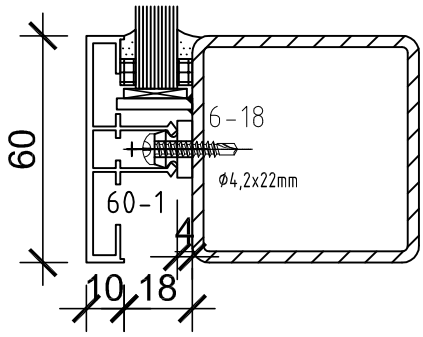

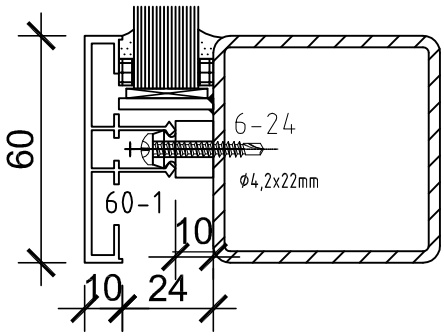

Für nicht isolierte Elemente.

Die Knöpfe MTI 6-16 bis 6-24 sind in Kunststoff.

Eléments non isolés.

Pour des élements qui ne sont pas isolés, on prend les boutons MTI 6-16 et 6-24 en plastique.

MTI 2.3 W/m2 K.
Rahmenprofil mit Hohlraum zwischen den Gläser

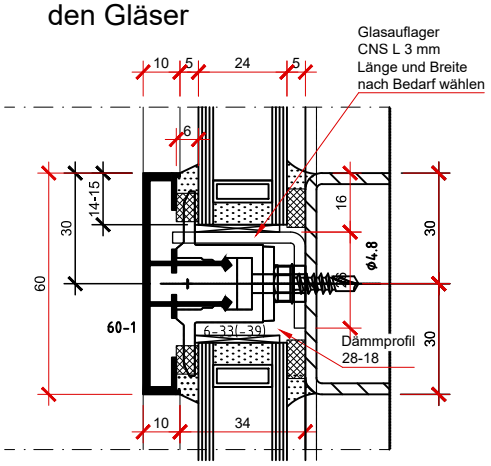

MTI Plus 1.1W/m2 K
Rahmenprofil mit Dämmprofil MTI 20-19 (Serie 50) / 28-19 (Serie 60)

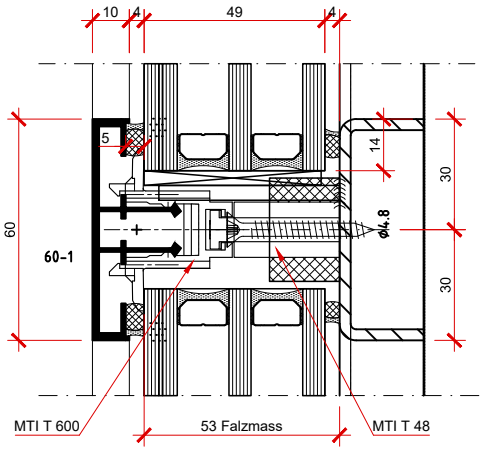

Hinweise zur Verglasung der MTI Warmfassade, Nassverglasung

Das Raster zwischen den Glashalter beträgt 450 mm

Glasträger könen auf Wunsch angefragt, oder durch den Metallbauer selber hergestellt werden. Die Schenkelbreite ist abhängig von der Glasstärke und Glasgrösse.
Randabstand ca. 1/5 der Glaskantenlänge, mindestens 100 mm.

Bei grossen Glasfelder empfehlen wir die Fugenbreite zu erhöhen, siehe Tabelle.

MTI Plus 1.1W/m2 K. Um den EMPA getesten Wert zu erhalten müssen die entsprechenden Dämmprofile MTI 20-19 (Serie 50) und MTI 28-19 (Serie 60) zwingend eingebaut werden.

Verglasungsrichtwerte für Isoliergläser

Falzhöhe mm	Glasstärke mm	Vorlegeband Innen, mm	Vorlegeband Aussen, mm	MTI 50-1,50-4,50-5 Warmverglasung	MTI 60/80/100 Warmverglasung	MTI 60/80/100 Warmverglasung
30	20/21	5	6/5	MTI 5-31	Nass / Trocken	MTI 6-31
32	22/23	5	6/5	MTI 5-33		MTI 6-33
34	24/25	5	6/5	MTI 5-35		MTI 6-35
36	26/27	5	6/5	MTI 5-37		MTI 6-37
37	28/29	4	6/5		MTI T 28	
38	28/29	5	6/5	MTI 5-39		
41	32/33	5	6/5		MTI T 32	
42	32/33	5	6/5	MTI 5-43		
43	34/35	4	6/5		MTI T 34	
44	34/35	5	6/5	MTI 5-45		
45	36/37	5	6/5		MTI T 36	
46	36/37	5	6/5	MTI 5-47		
48	38/39	5	6/5	MTI 5-49		
49	40/41	4	6/5		MTI T 40	
50	40/41	5	6/5	MTI 5-51		
52	42/43	5	6/5			MTI 6-33 + 20-18
53	44/45	4	6/5		MTI T 44	
54	44/45	5	6/5			MTI 6-35 + 20-18
56	46/47	5	6/5			MTI 6-37 + 20-18
57	48/49	4	6/5		MTI T 48	
58	48/49	5	6/5			
61	52/53	4	6/5		MTI T 52	

Glashalter Serie T

Die neue Generation Glashalter für Isolierverglasung
Glashlter Fuss MTI T 28 bis MTI T52
in Kombination mit dem Glashalter MTI T 600.

Die Glashalterfüsse können bereits Vorgängig auf die Pfosten-Riegel montiert werden. Die Glashalter, MTI T600 werden beim Glaseinsatz einfach auf die Glashalterfüsse geschoben.
Beim Pfosten immer von oben nach unten, bis zum Anschlag.

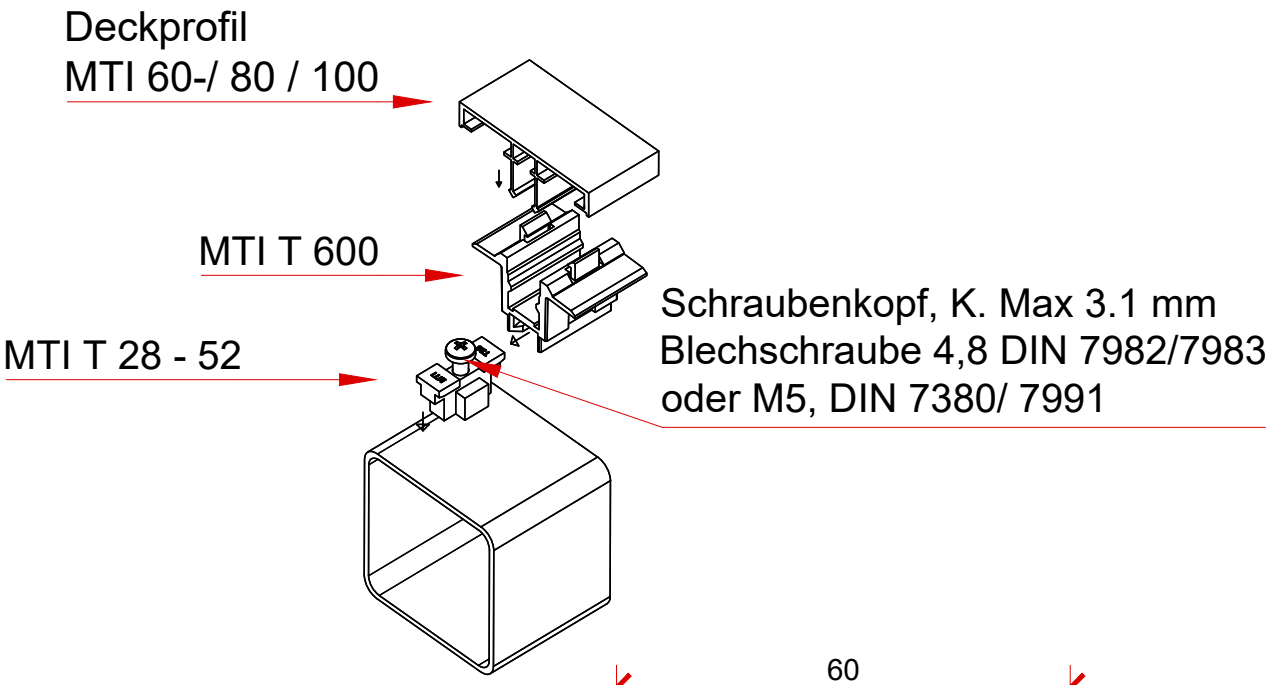

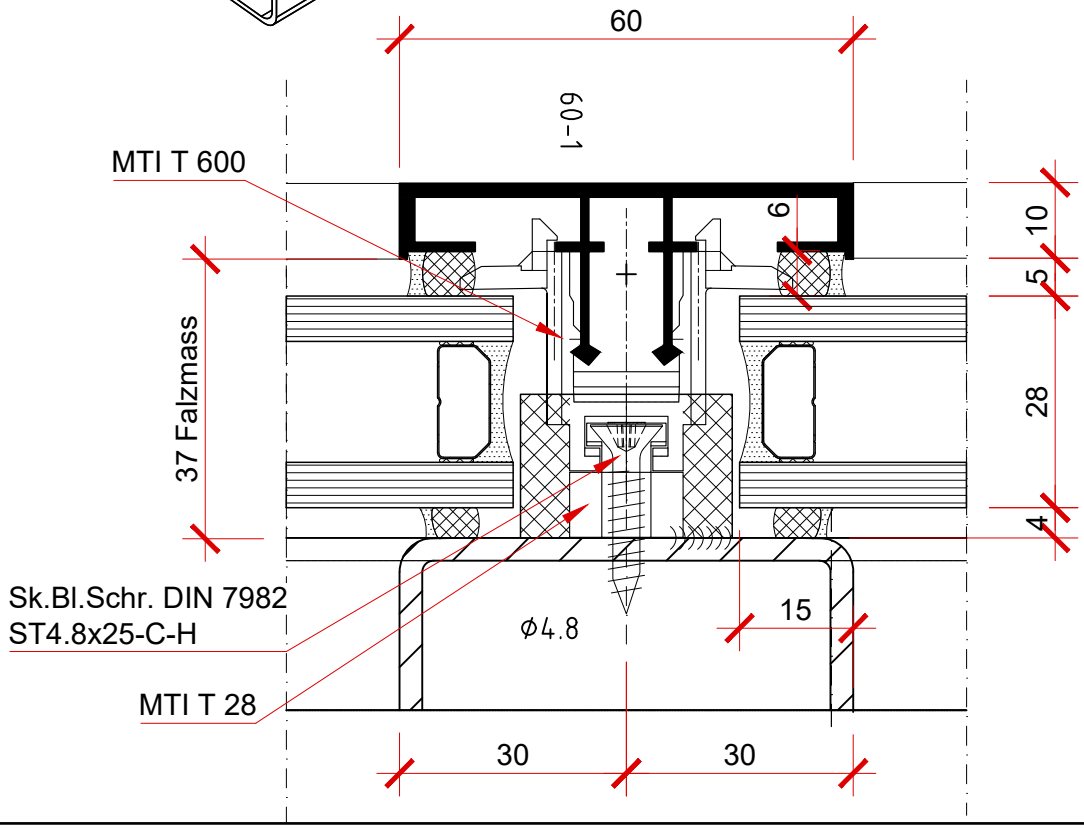

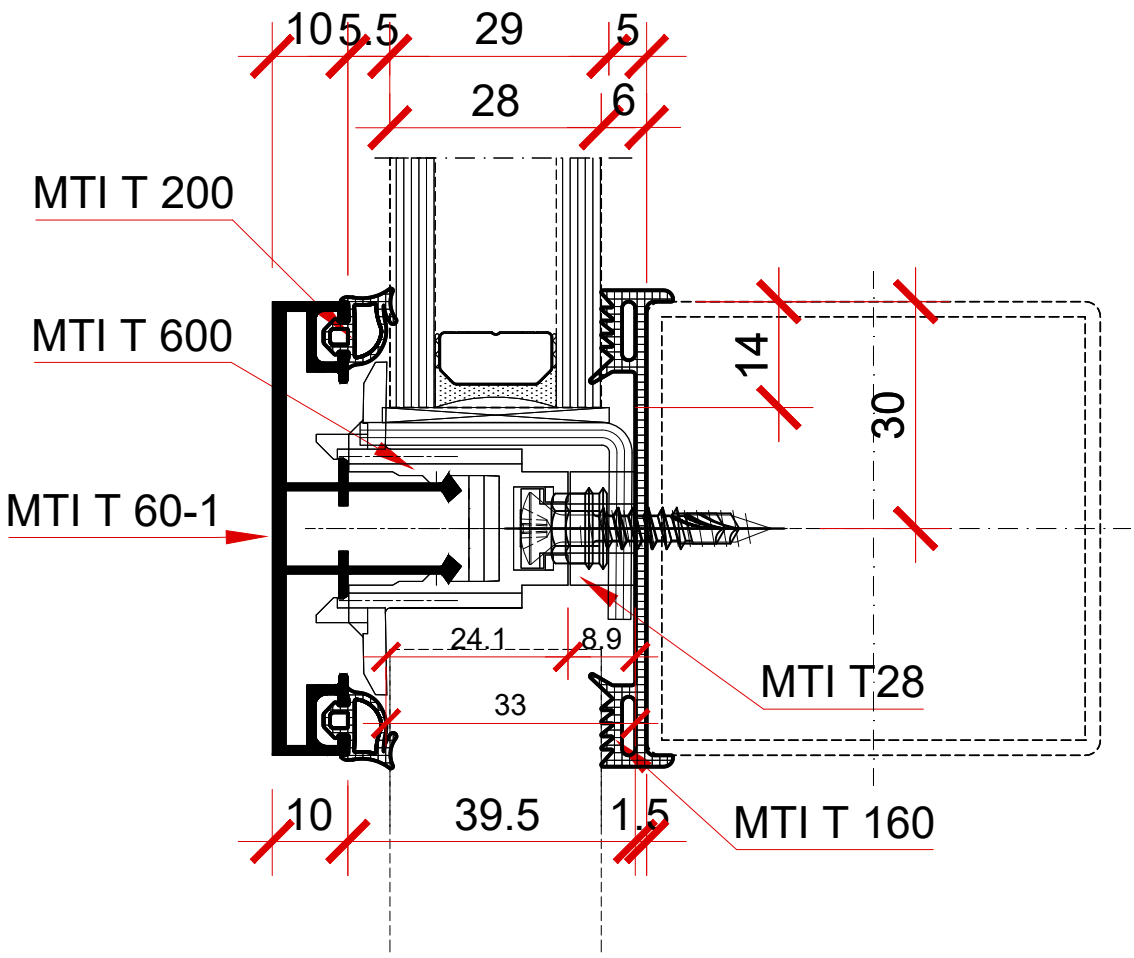

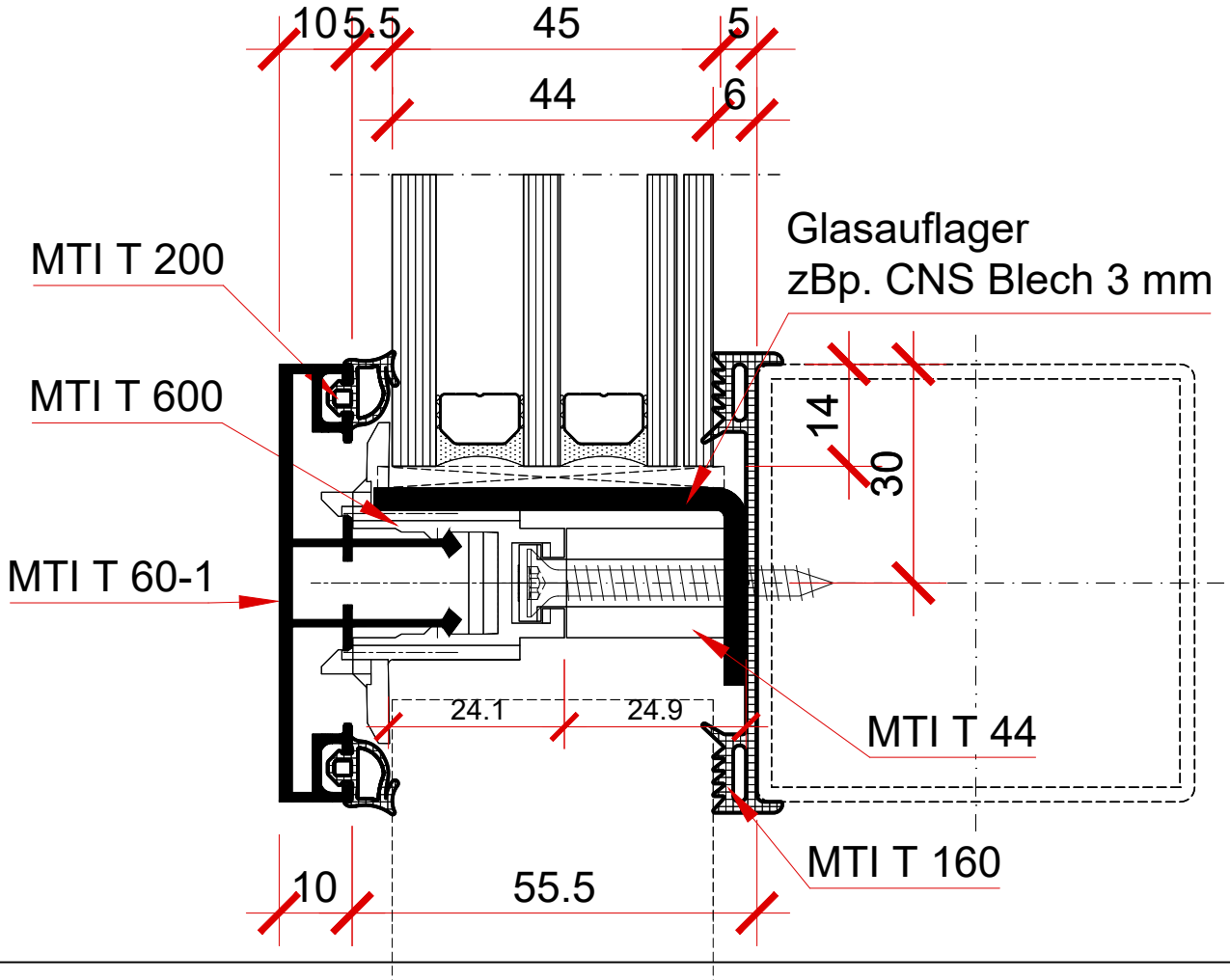

Glashalter; Glasträger / Porte-verre; support-verre Mst. 1:1

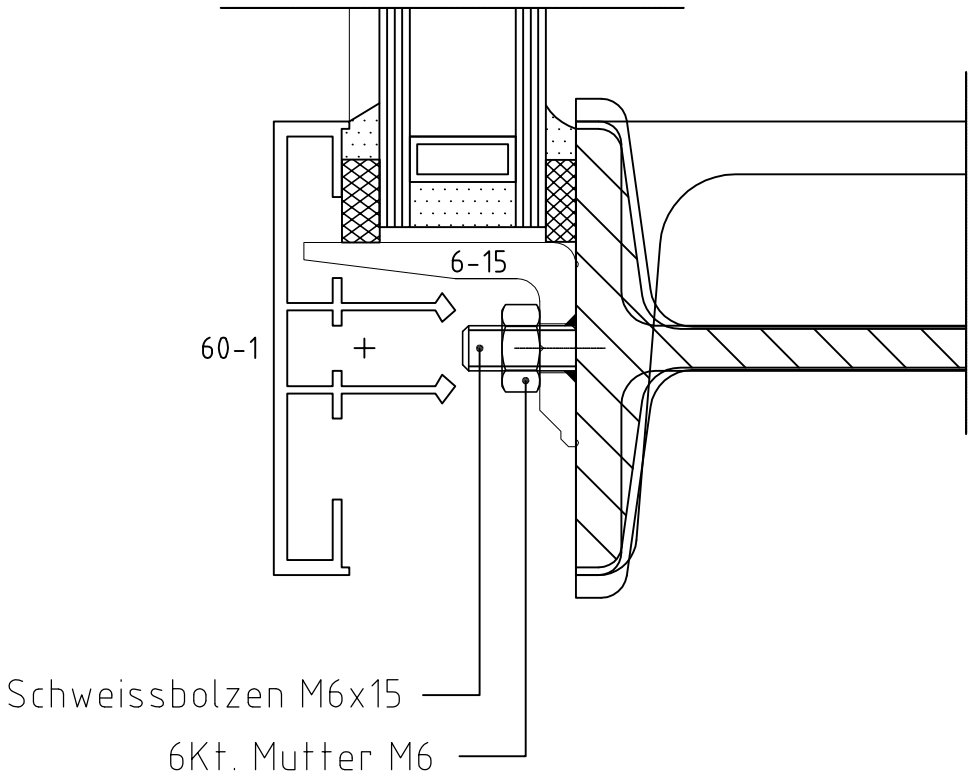
6-15
60-1
Schweissbolzen M6x15
6Kt. Mutter M6

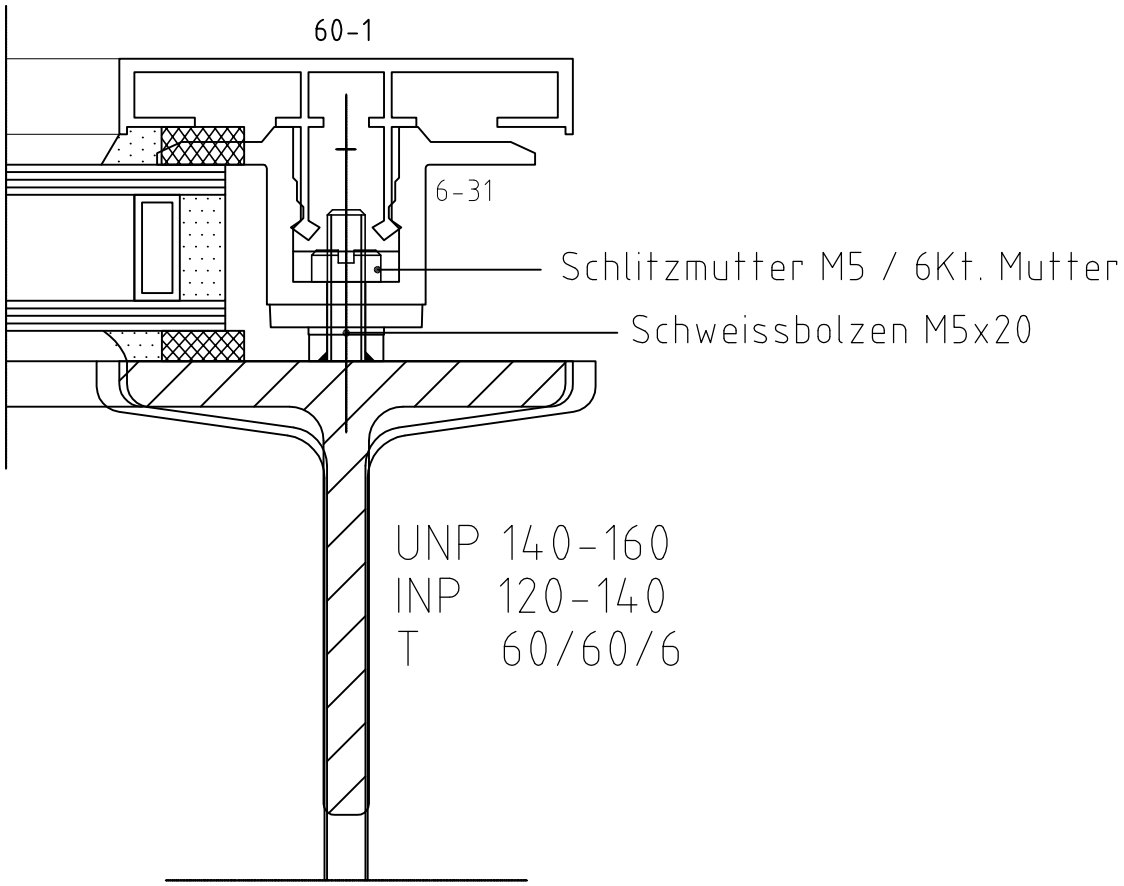
60-1
6-31
Schlitzmutter M5 / 6Kt. Mutter
Schweissbolzen M5x20
UNP 140-160
INP 120-140
T 60/60/6

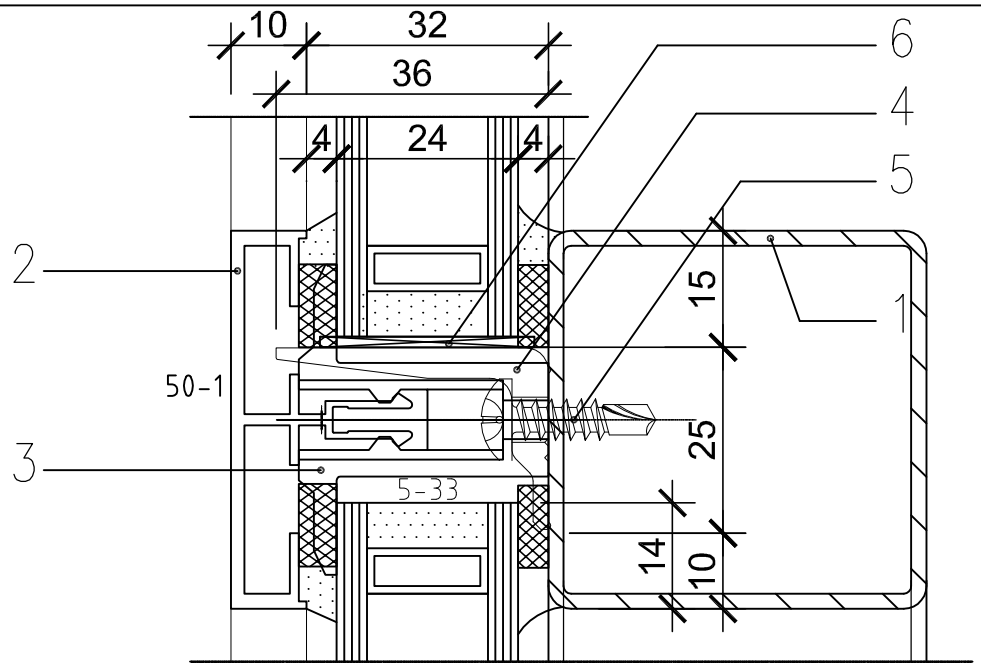

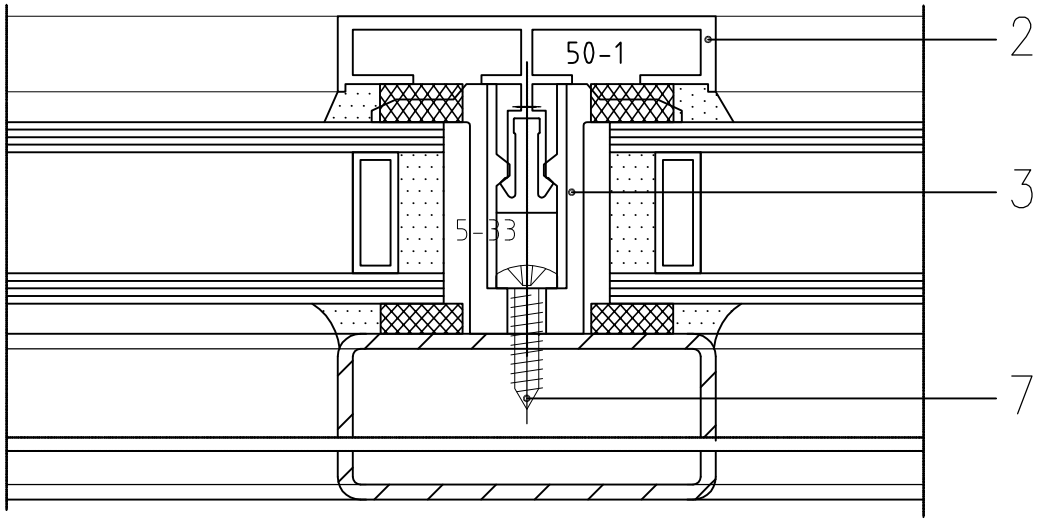

1	Tragkonstruktion/	Stahlrohr (auch rostfrei möglich)
2	Deckprofil	MTI 50-1 Alu. 50/10mm
3	Glashalter	MTI 5-33 PVC. (Falz 31/33/35/37/39/41/43/45/47/49/51mm)
4	Glashalter	MTI 5-15 Alu
5	Für Pos.4	Bohrschrauben z.B. Bossard BN 1878 ⌀5,5x19mm (Torx)
6	Unterlage	Glasunterlage (durch Glaser)
7	Für Pos.3	Blechschrauben z.B. Bossard BN 994 ⌀4,8x22mm

Montieren von Pos.3+4 rationell nur mit BM Bohr- und Montage-
lehre BM 50 von MTI (Serie 60 = BM 60) von MTI.

1	éléments portants traverse en acier-résistant à la corrosion	
2	Profils	MTI 50-1 aluminium 50/10mm
3	support de la vitre	MTI 5-33 PVC (fente 31 - 51mm)
4	cornière support, de la vitre	MTI 5-15 aluminium
5	vis auto-percantes eco-drill pour pos.4	Bossard BN 1878 ⌀5,5x19mm
6	support des vitres/ montage par le vitrier	
7	vis à tôle pour pos.3	Bossard BN 994 ⌀4,8x22mm

Pour les pos.3 et 4, employez la serie 60 et 50 de MTI pour avoir un
montage rationnel et efficcient.

Montage auf Vierkantrohr / Montage sur tube rectangulaire Mst. 1:1

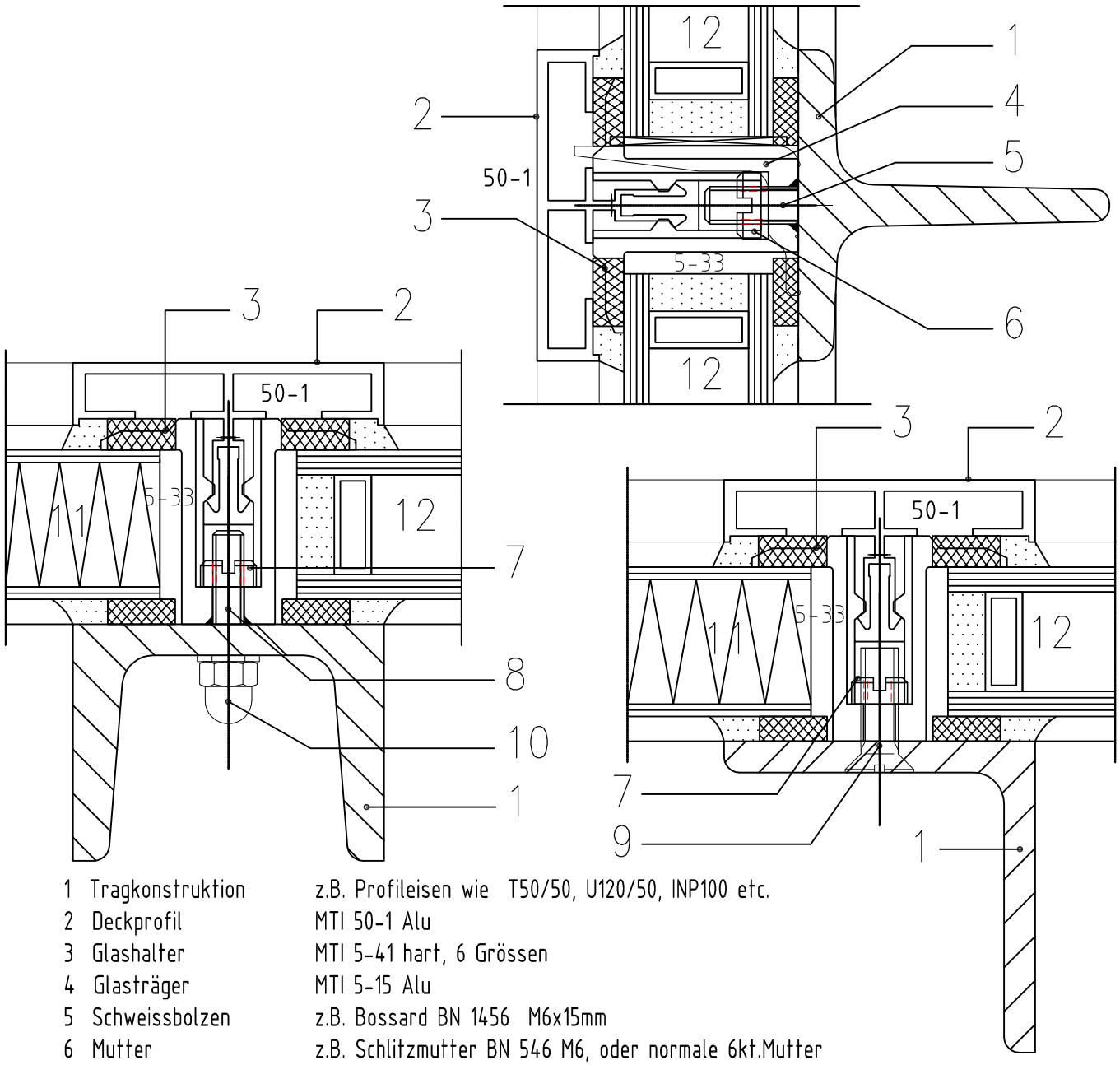

1	Tragkonstruktion	z.B. Profileisen wie T50/50, U120/50, INP100 etc.
2	Deckprofil	MTI 50-1 Alu
3	Glashalter	MTI 5-41 hart, 6 Grössen
4	Glasträger	MTI 5-15 Alu
5	Schweissbolzen	z.B. Bossard BN 1456 M6x15mm
6	Mutter	z.B. Schlitzmutter BN 546 M6, oder normale 6kt.Mutter
7	Mutter	z.B. Schlitzmutter BN 546 M5 (spez. Schlüssel MTI P7)
8	Gew.Stift	z.B. Bossard BN 427 M5x30mm, ev. Gew. im Tragprofil
9	Schraube	z.B. Bossard BN 373 M5x25mm
10	Hutmutter	z.B. Bossard BN 167 M5 (nur Dekor)
11	Sandwiche	z.B. Styrofoam mit beiseitig Alu oder Stahlblech geklebt
12	Glas	

1	éléments portants ex.:	profilé en fer type, T50/50; U120/50; INP100
2	Profils	MTI 50-1 aluminium (d'habillage)
3	support de la vitre	MTI 5-41 PVC dur, en 6 dim.
4	cornière support, de la vitre	MTI 5-15 aluminium
5	boulons de soudure ex.:	Bossard BN 1456 M6x15mm
6	écrou cylindrique à fente ou écrou six pans	Bossard BN 546 M6
7	écrou cylindrique à fente	Bossard BN 546 M5
8	vis sans tête	Bossard BN 427 M5x30mm, ou trou taraudé dans l'élément portant
9	vis ex.:	Bossard BN 373 M5x25mm, ou trou taraudé dans l'élément portant
10	écrous borgnes, de sécurité ex.:	Bossard BN 167 M5 (decoration)
11	panneau- sandwich	isolation styrofoam entre tôles d'habillage en alu. ou acier
12	verre	

Montage auf warmgewalzte Profile / Montage sur profilés laminés á chaud Mst. 1:1

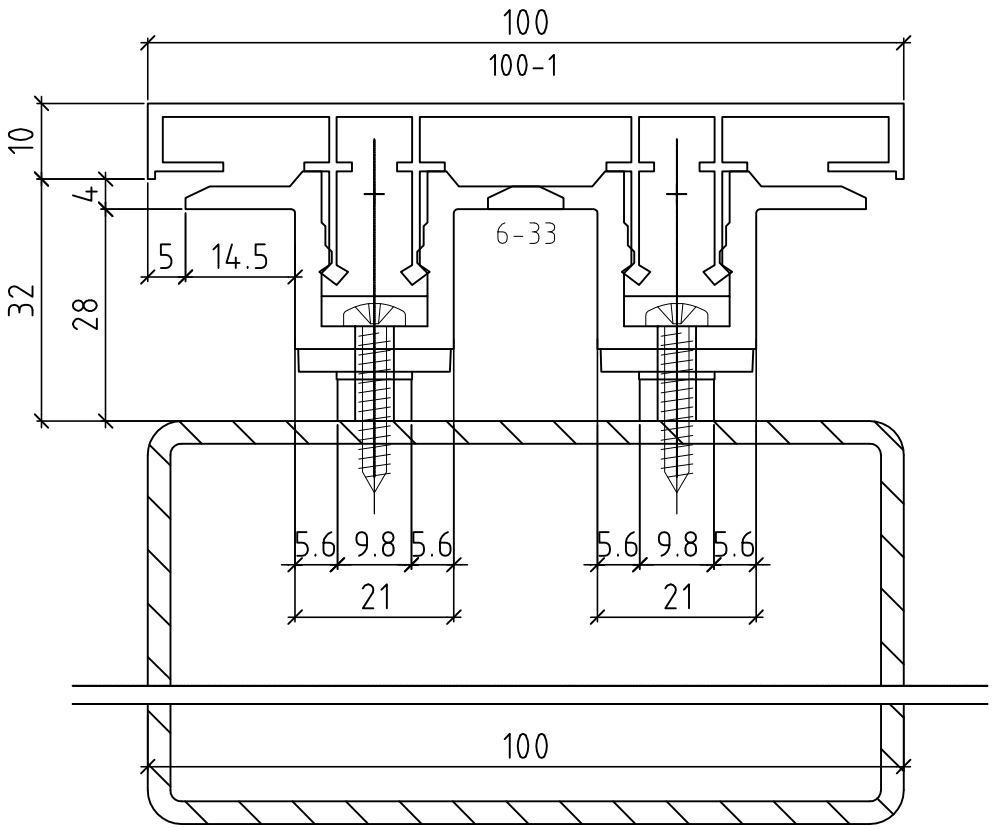

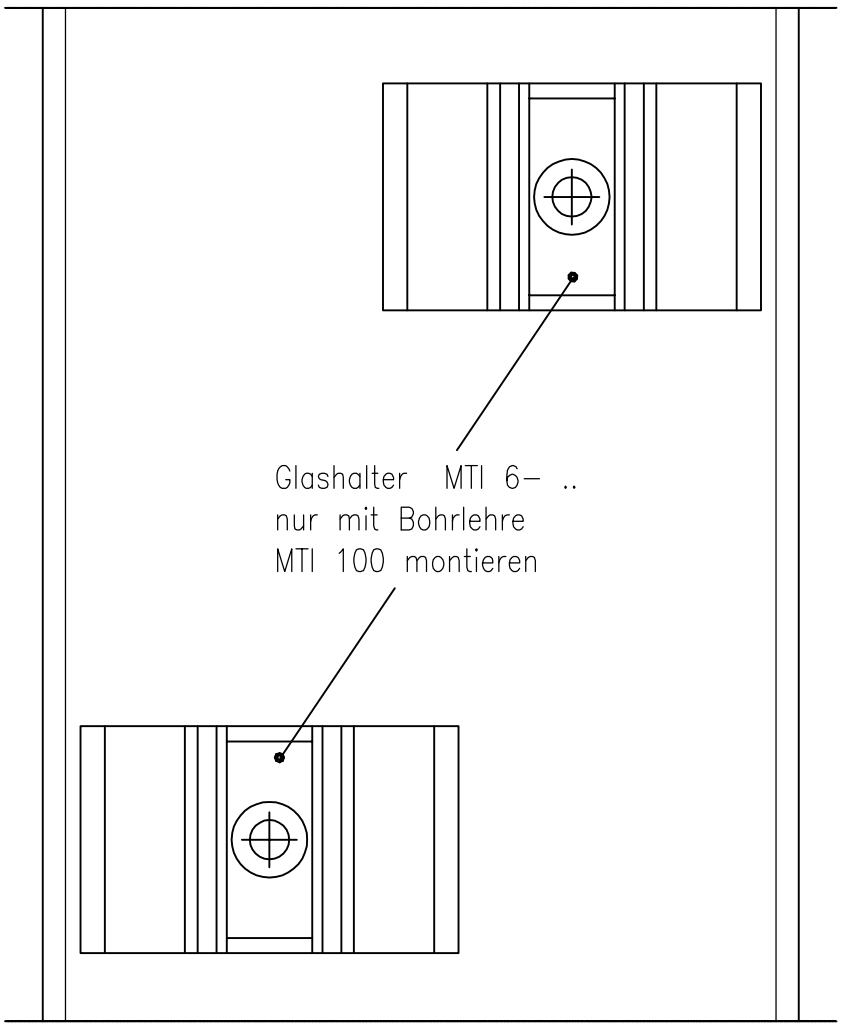

Montage Glashalter mit Profil MTI 100-1/Montage porte-verre avec profilé MTI 100-1 Mst. 1:1

BM Bohr– und Montagelehre

BM 60 für Serie 60 (weiss verzinkt)
BM 50 für Serie 50 (gelb verzinkt)

Perçage et assemblage –BM–

BM 60 pour la série 60 (galv. en blanc)
BM 50 pour la série 50 (galv. en jaune)

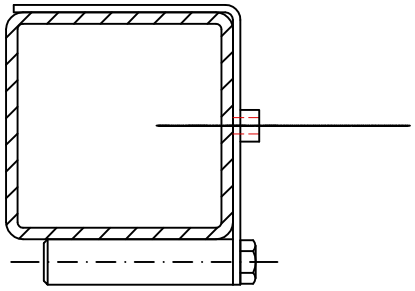

BM 60, Bohrung Ø4,4mm
Bohren z.B. Ø4mm für Blechschrauben Ø4,8mm

BM 60, perçage Ø4,4mm
perçer Ø4mm pour vis autotaraudeuses Ø4,8mm

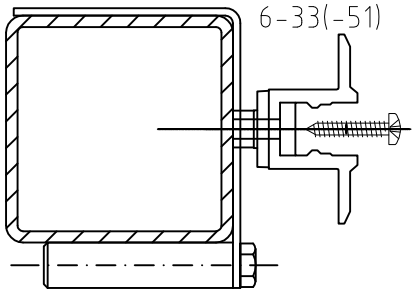

Glashalter MTI 6-31 (-51)
kann mit oder ohne BM 60 verschraubt werden
Blechschraube Ø4,8x22mm

l'arrêt de la vitre MTI 6-31 (-51)
peut-être fixé avec ou sans BM 60;
vis auto-taraudeuses Ø4,8x22mm

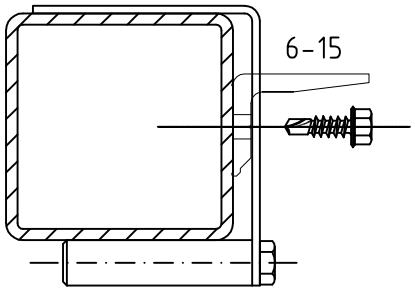

Glasträger MTI 6-15 in Alu.
Direkt verschrauben mit BM 60 und Selbstbohrschrauben Ø5,5x19mm, 6-kt. oder Linsenkopf

le support MTI 6-15 en aluminium est directement vissé avec BM 60 et des vis auto-taraudeuses à tête six pans Ø5,5x19mm ou à tête fraisée bombée

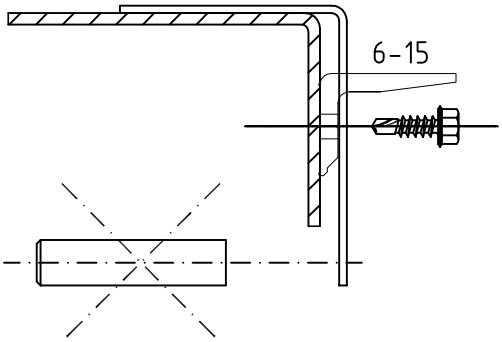

BM 60 ohne Anschlagbolzen, zur Montage auf Blechsockel und Rohre grösser als 60mm

le BM 60 sans limiteur de course est possible pour le montage sur des tôles et des tuyaux plus larges que 60mm

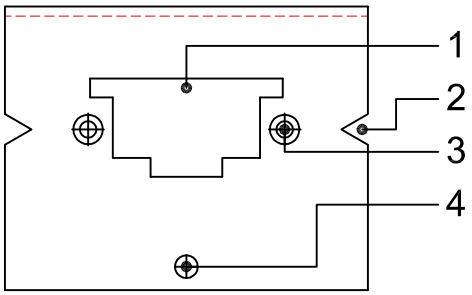

1 Aussparung für MTI 6-15
2 Kerbe für Pos.v. MTI 6-10
3 Max. Ø4,4mm für MTI 6-31 (-51)
4 Bohrung für Anschlagbolzen

1 fente pour MTI 6-15
2 joint en V MTI 6-10
3 Max. Ø4,4mm MTI 6-31 (-51)
4 fente pour MTI 6-31 (-51)
5 perçage pour limiteur de course

BM Bohr– und Montagelehre / Gabarit de tube et de montage RM Mst. 1:2

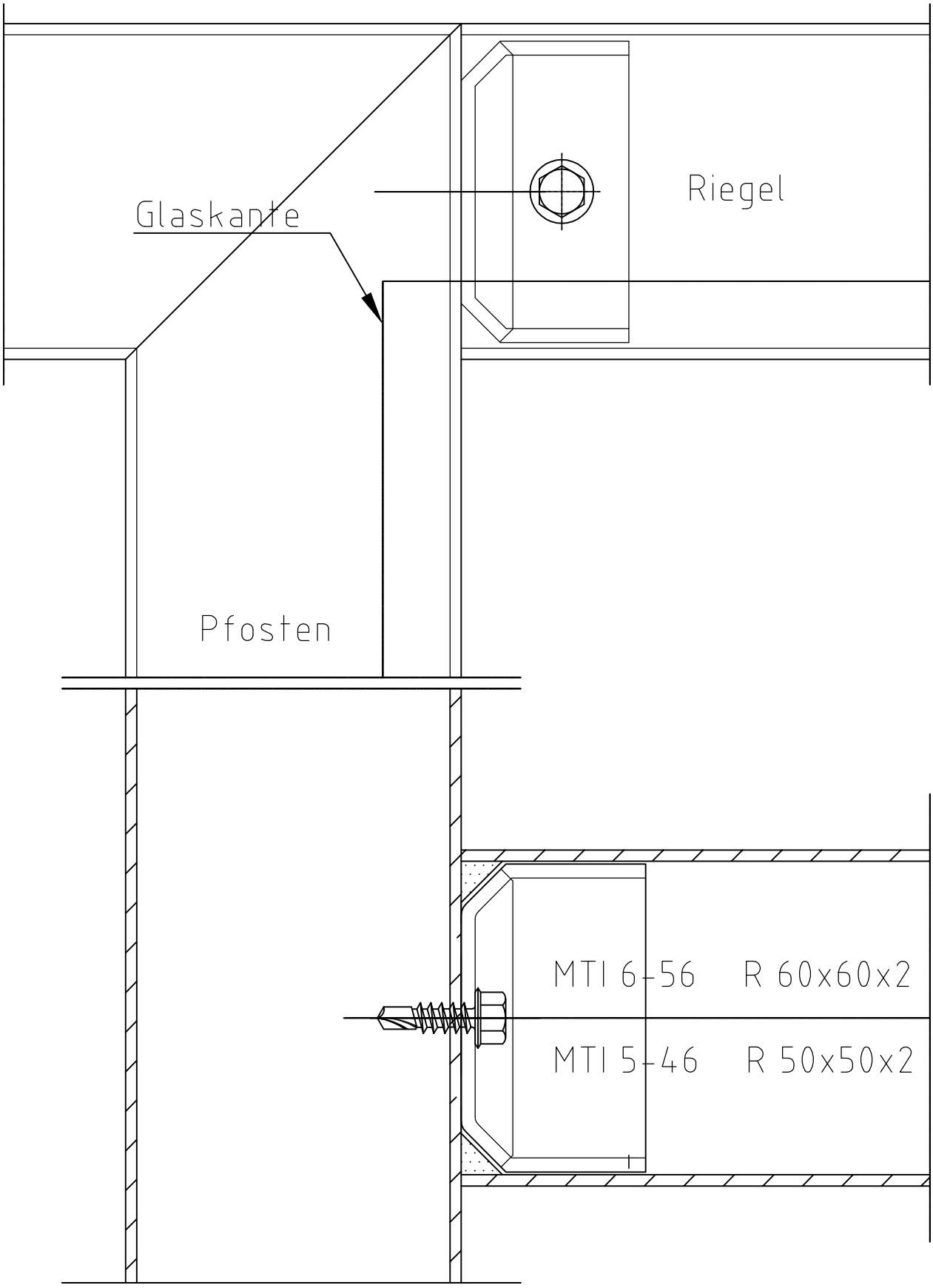

Stossplatten / Plaques de poussée Mst. 1:1

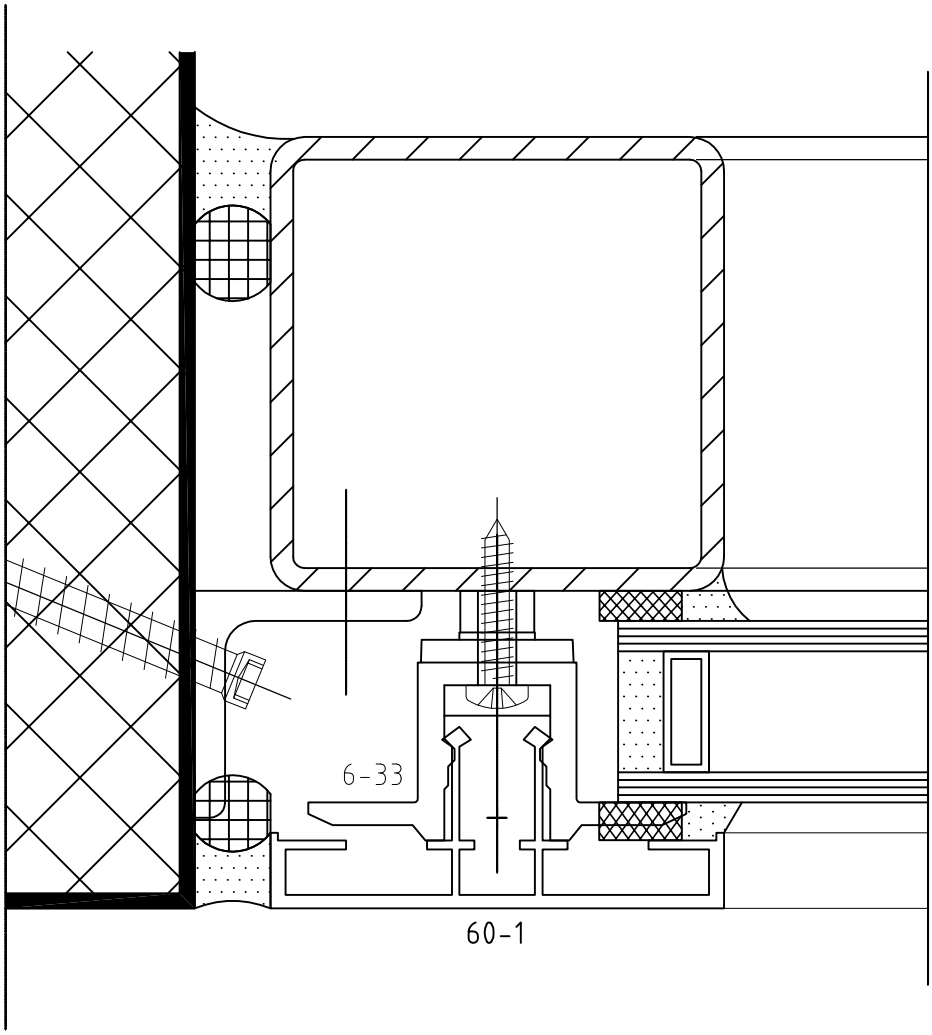

Mauer– und Bodenschluss / Raccords de mur et de sol Mst. 1:1

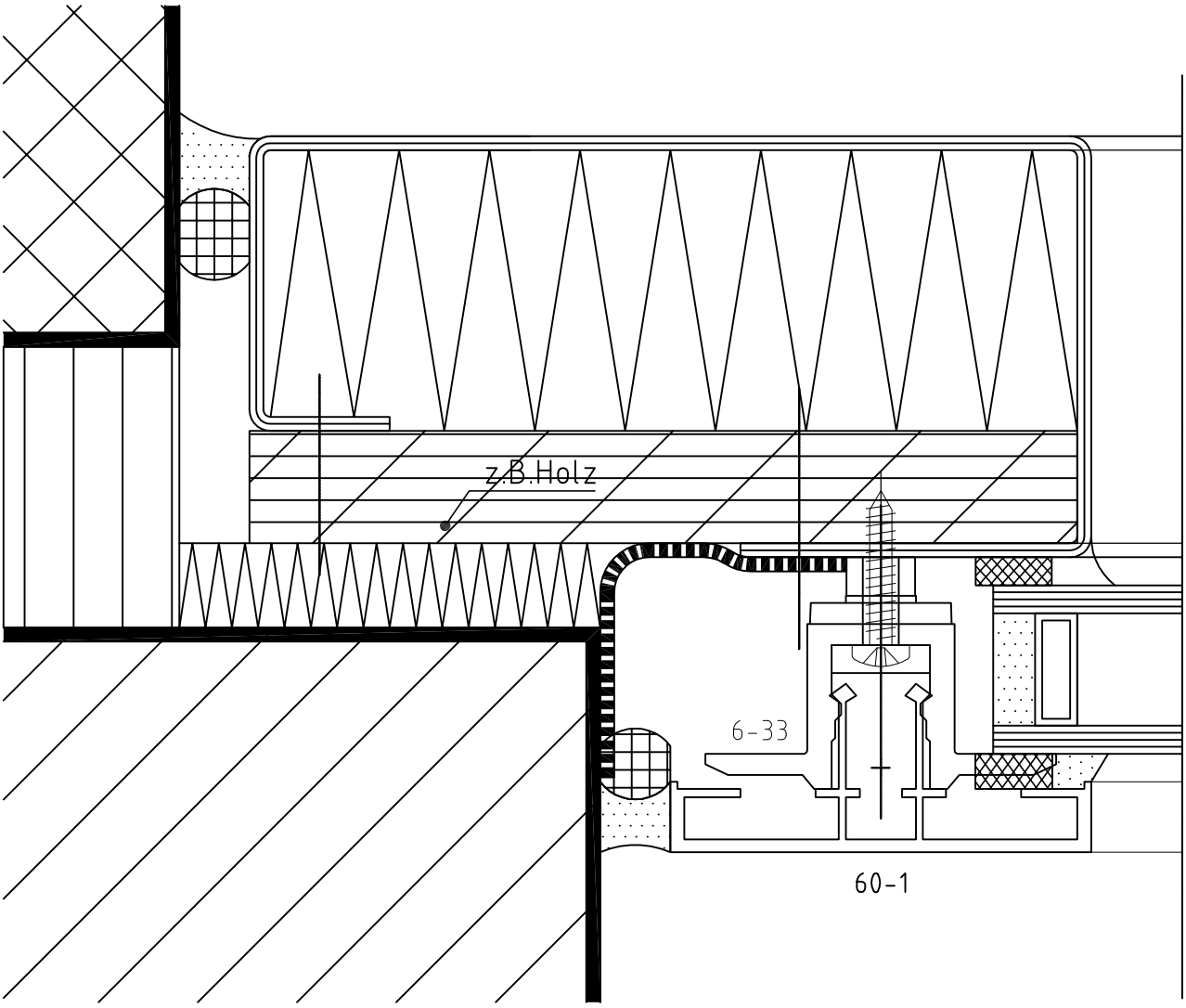

Mauer- und Sturzanschluss / Raccord de mur et de linteau Mst. 1:1

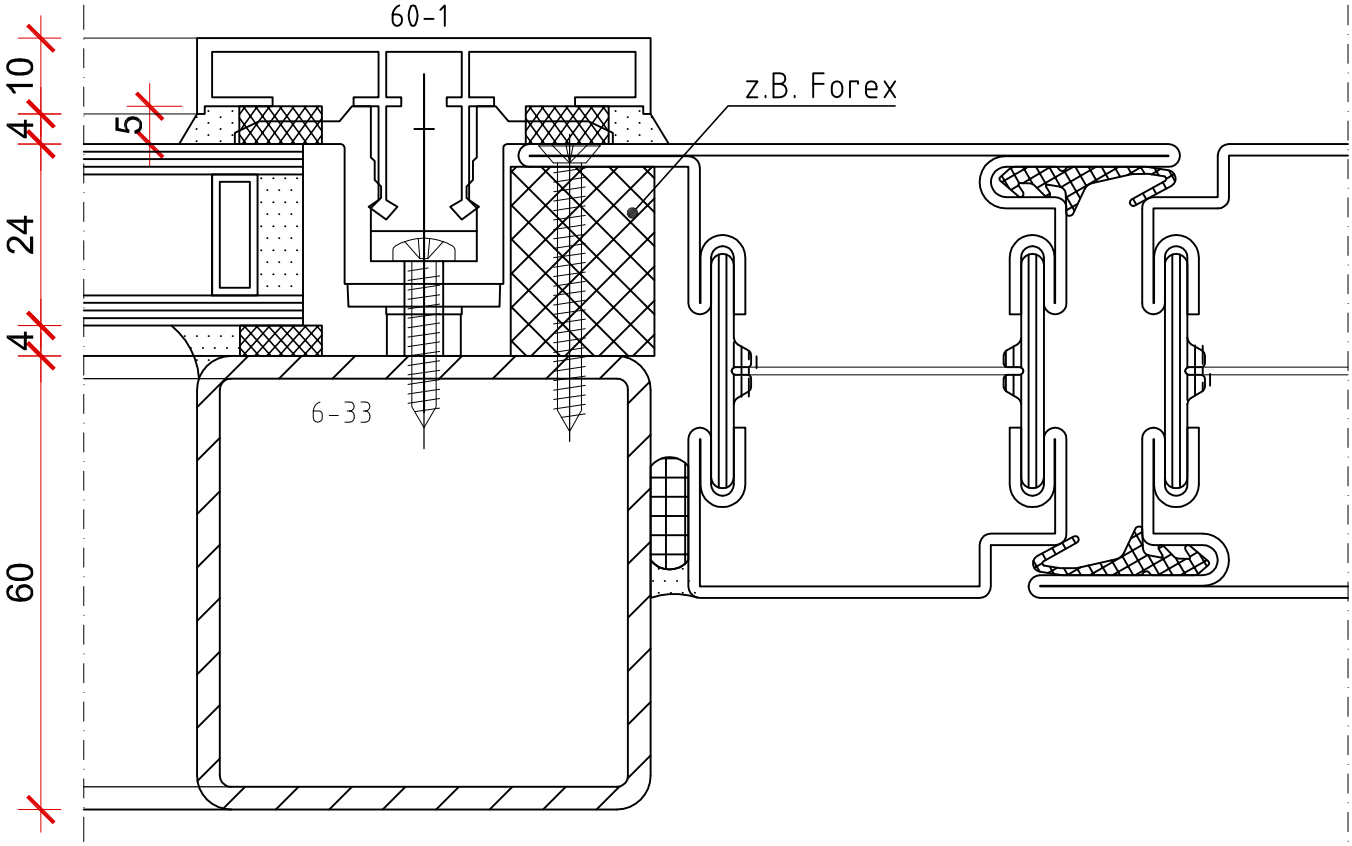

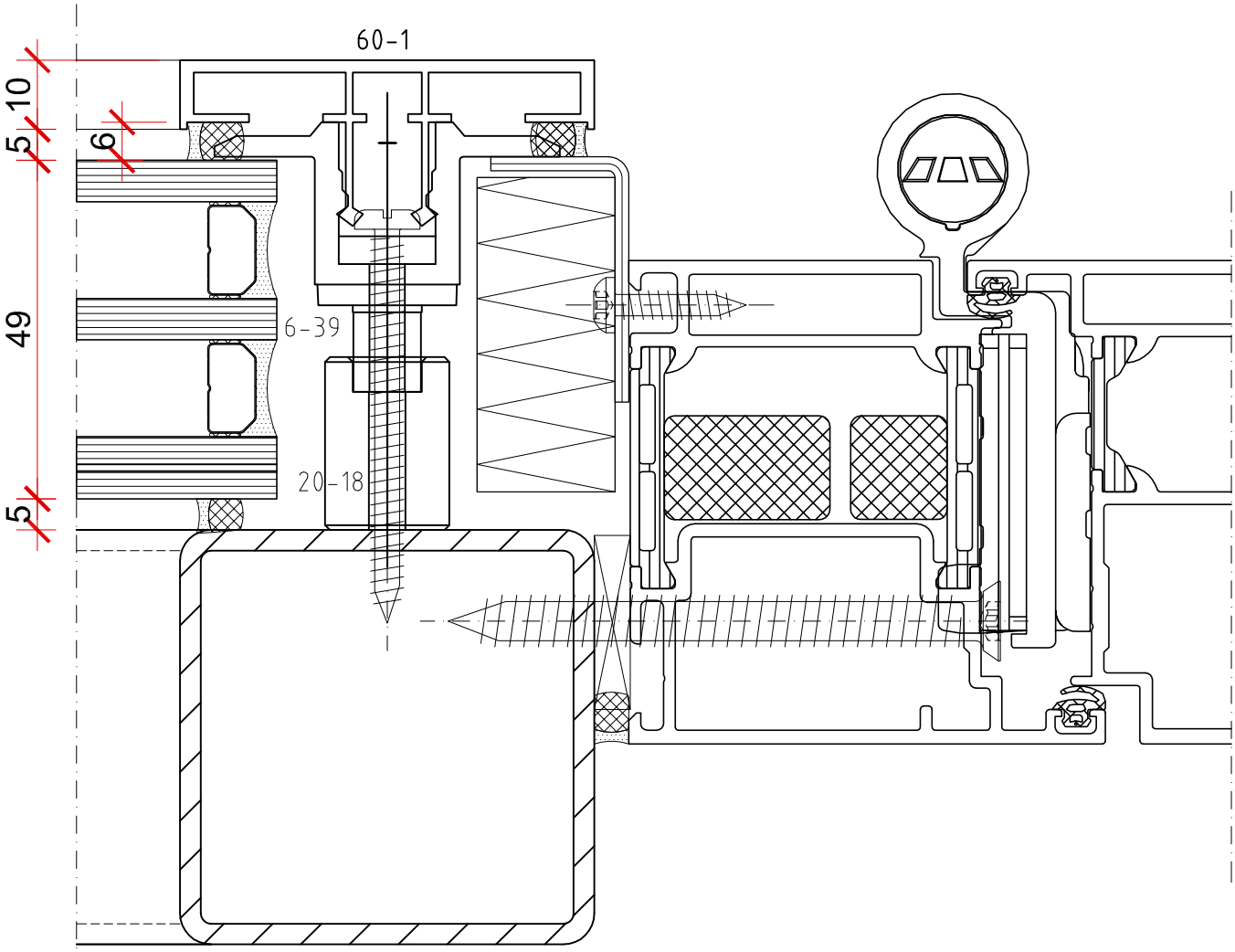

Einbau von Türsysteme / Pose de systémes de porte

Mst. 1:1

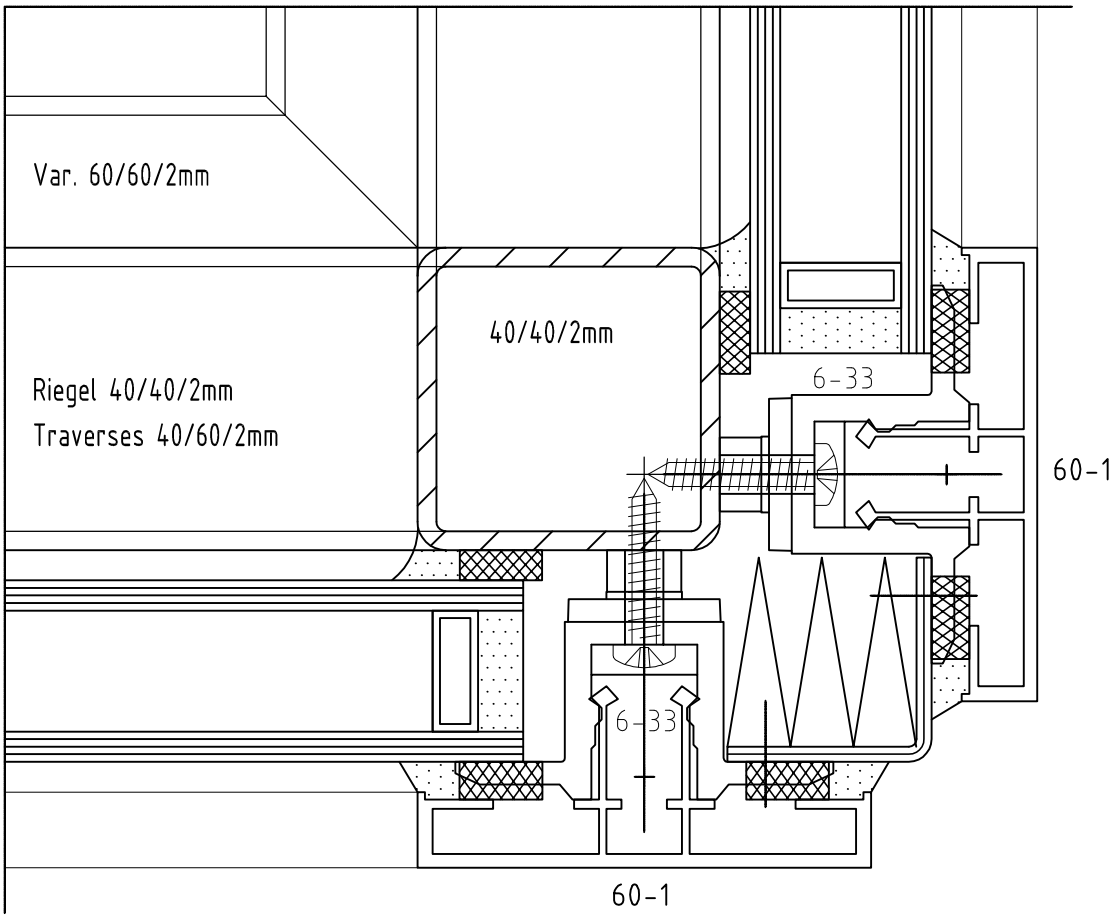

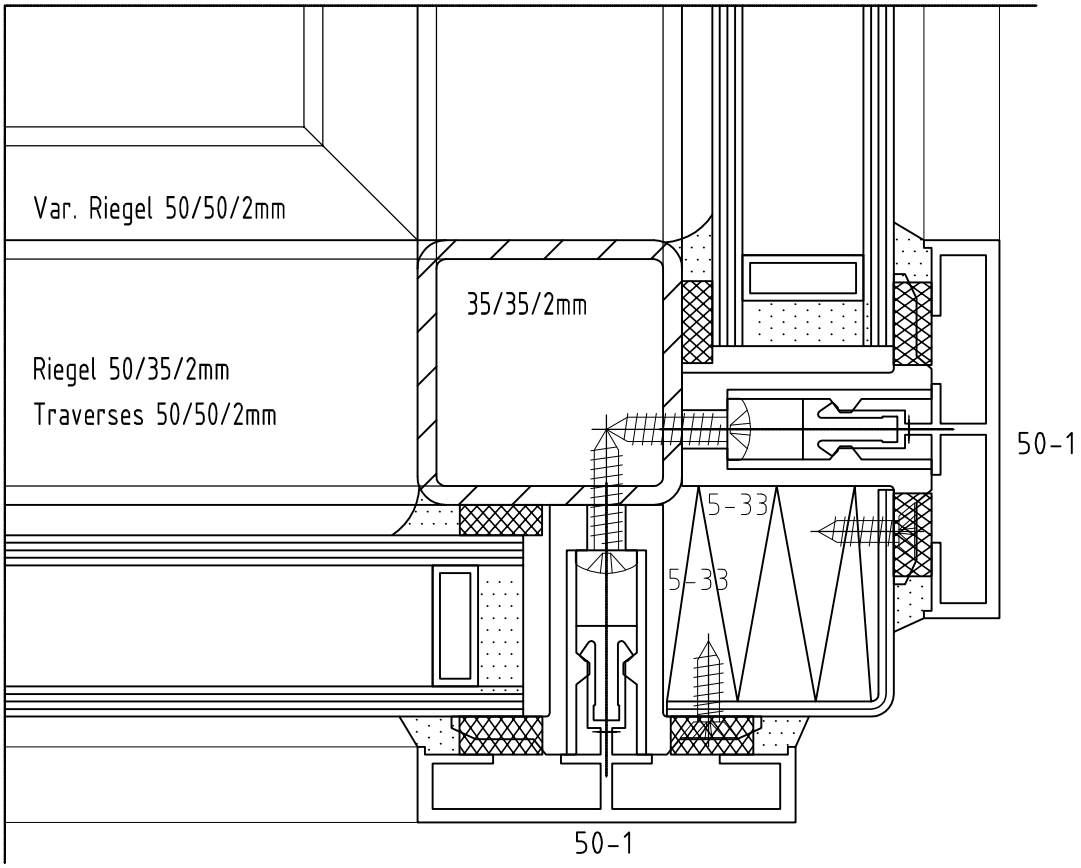

Eckdetail 90° / Détail d'angle 90°

Mst. 1:1

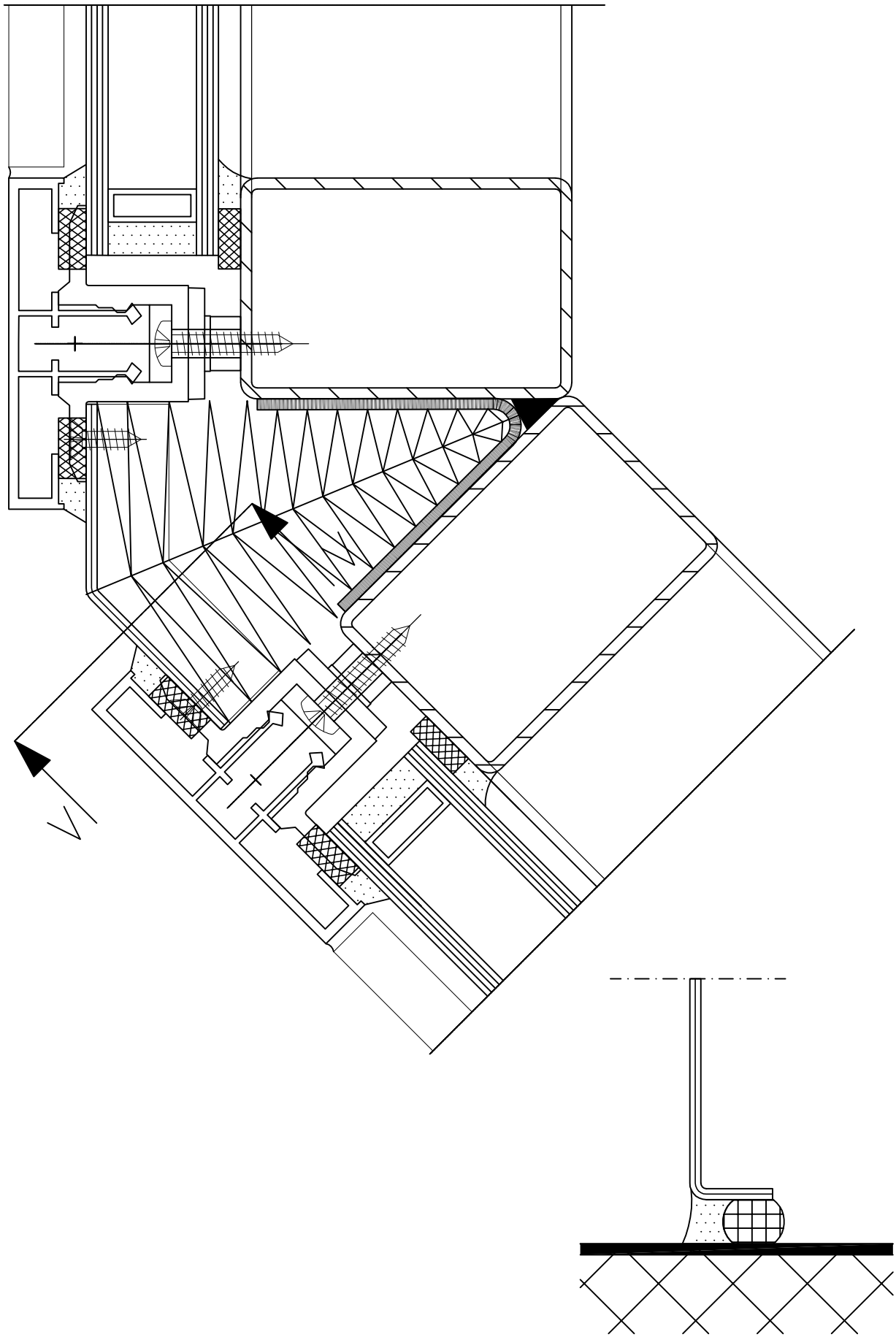

Eckdetail 135° / Détail d'angle 135°

Mst. 1:1

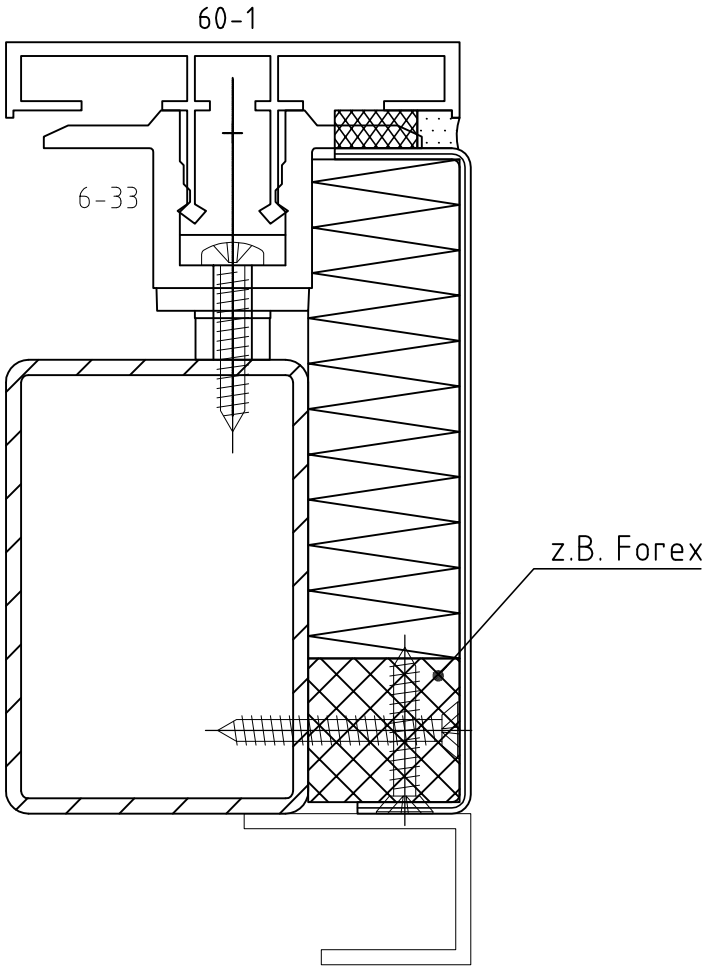

Zargenabschluss / Raccord d'huisserie Mst. 1:1

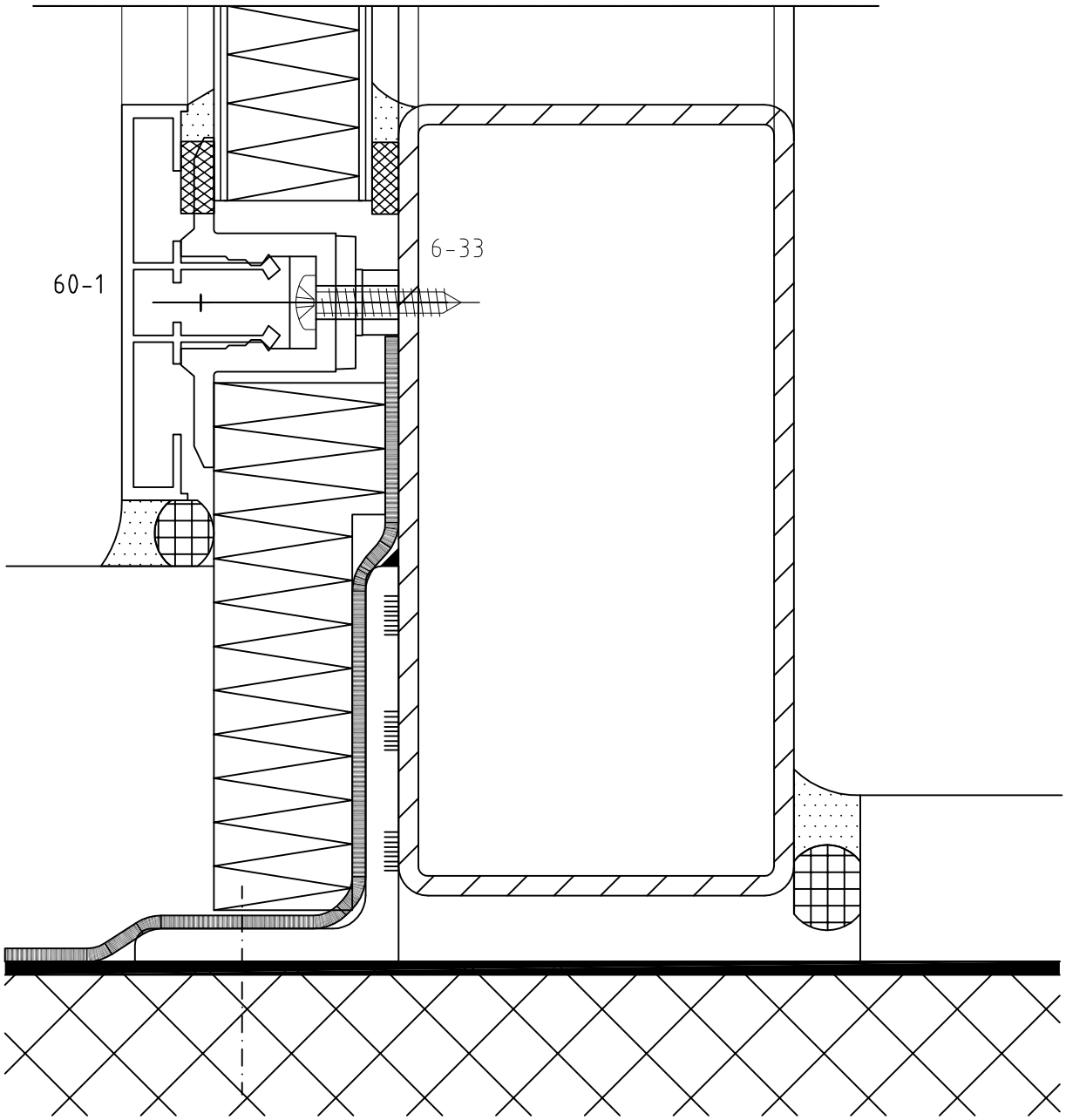

Bodenanschluss / Raccord de sol

Mst. 1:1

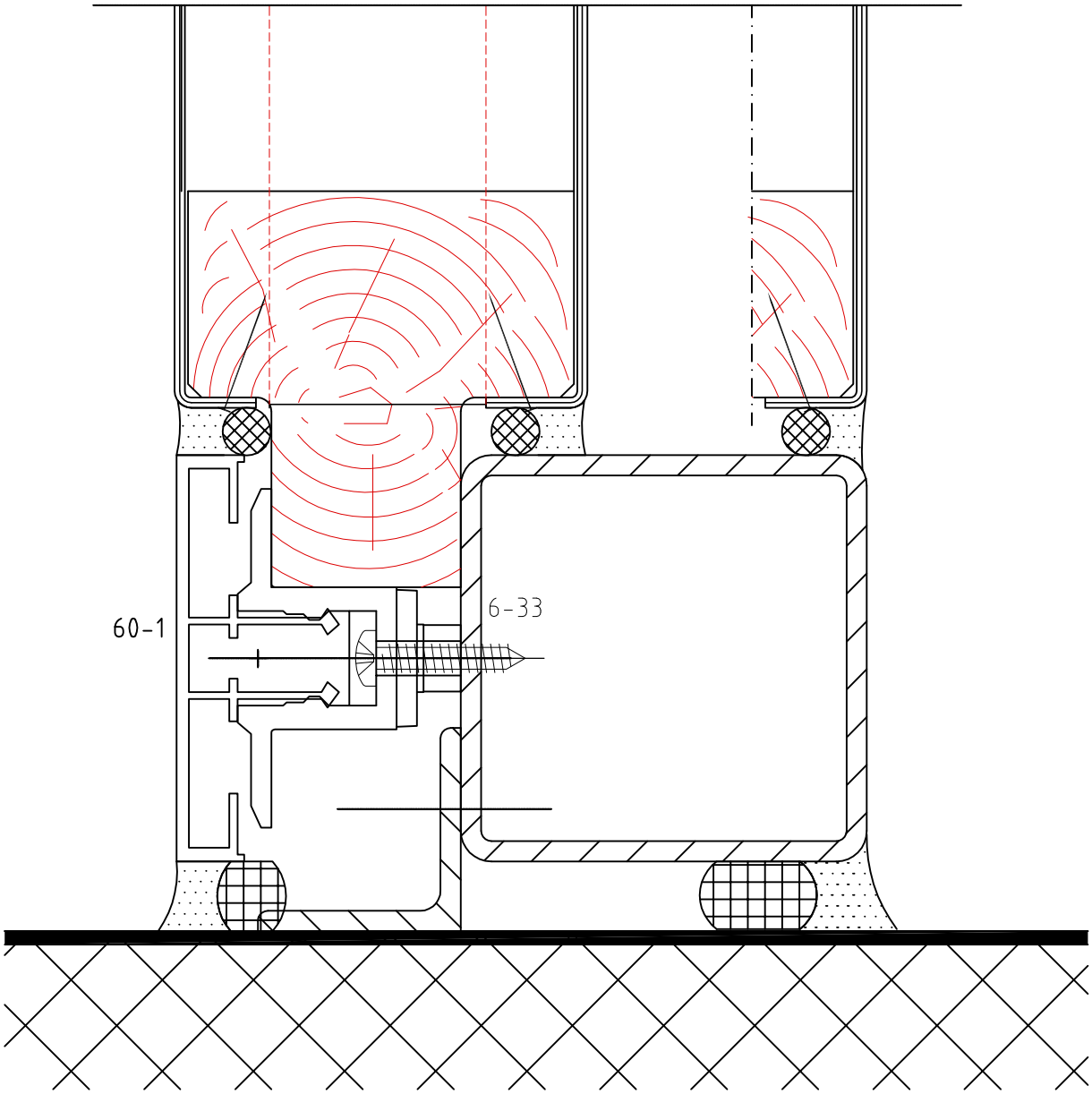

Bodenanschluss / Raccord de sol

Mst. 1:1

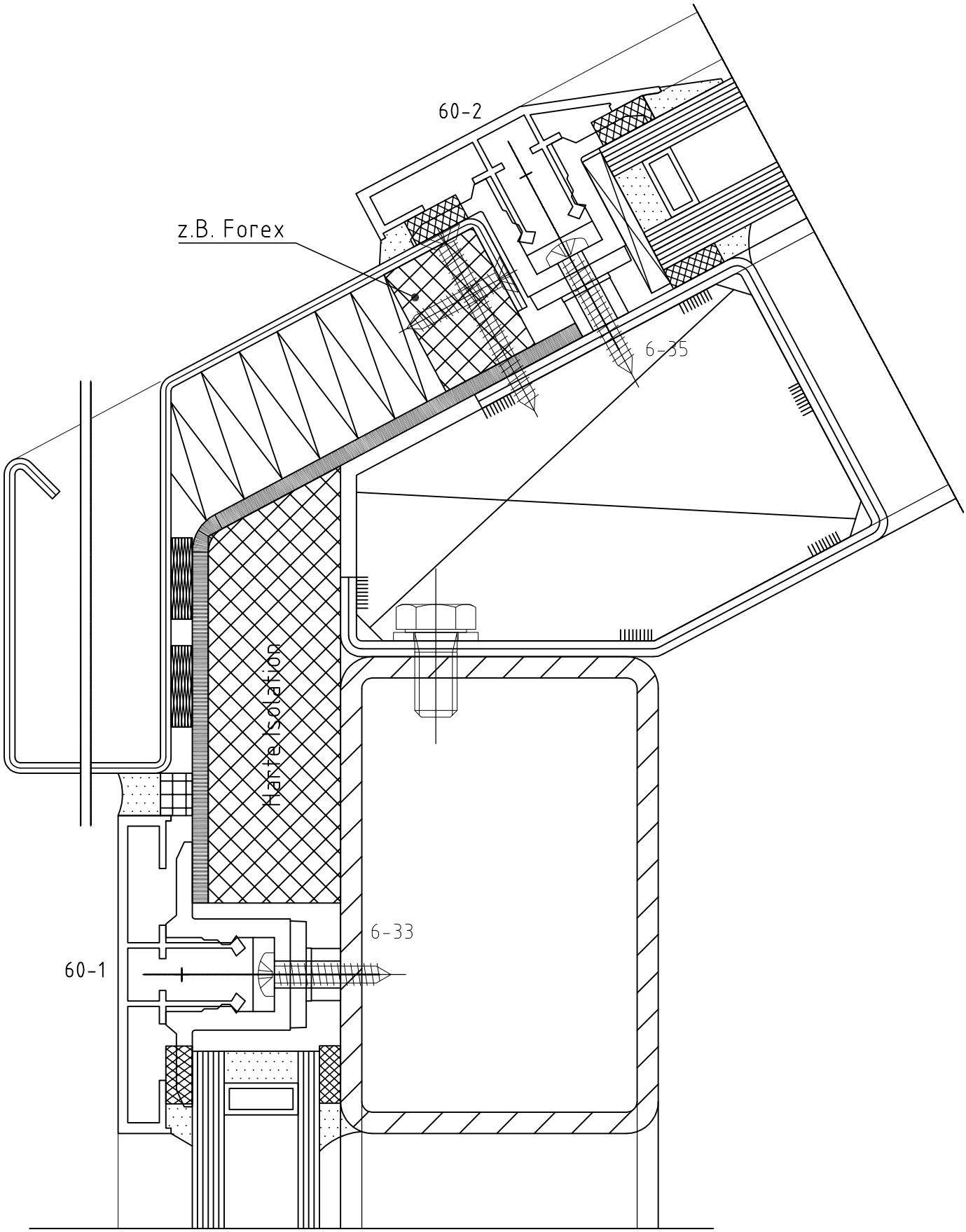

Traufeanschluss / Raccord pour chenaux

Mst. 1:1

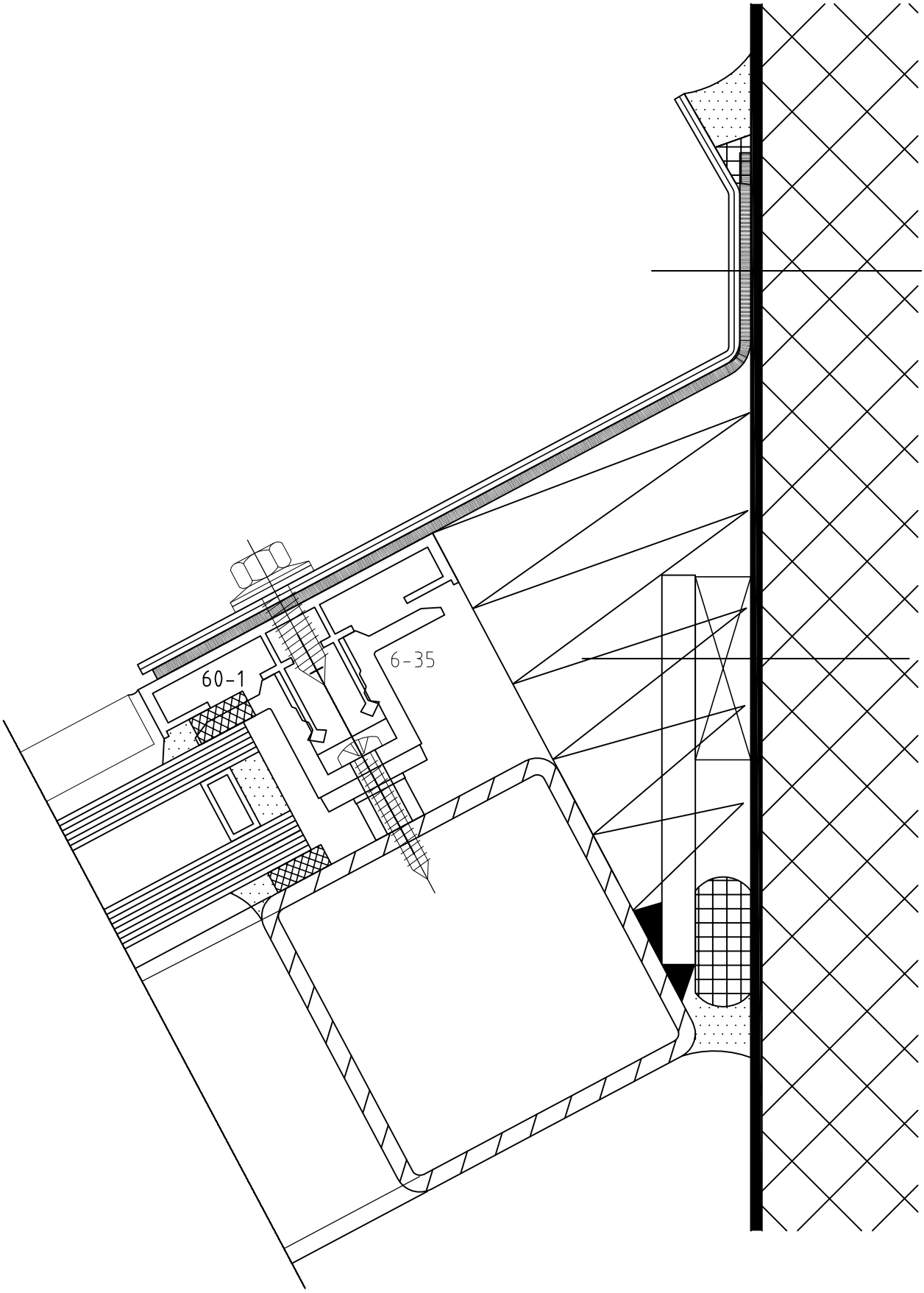

Fassadenanschluss / Raccord de facades

Mst. 1:1

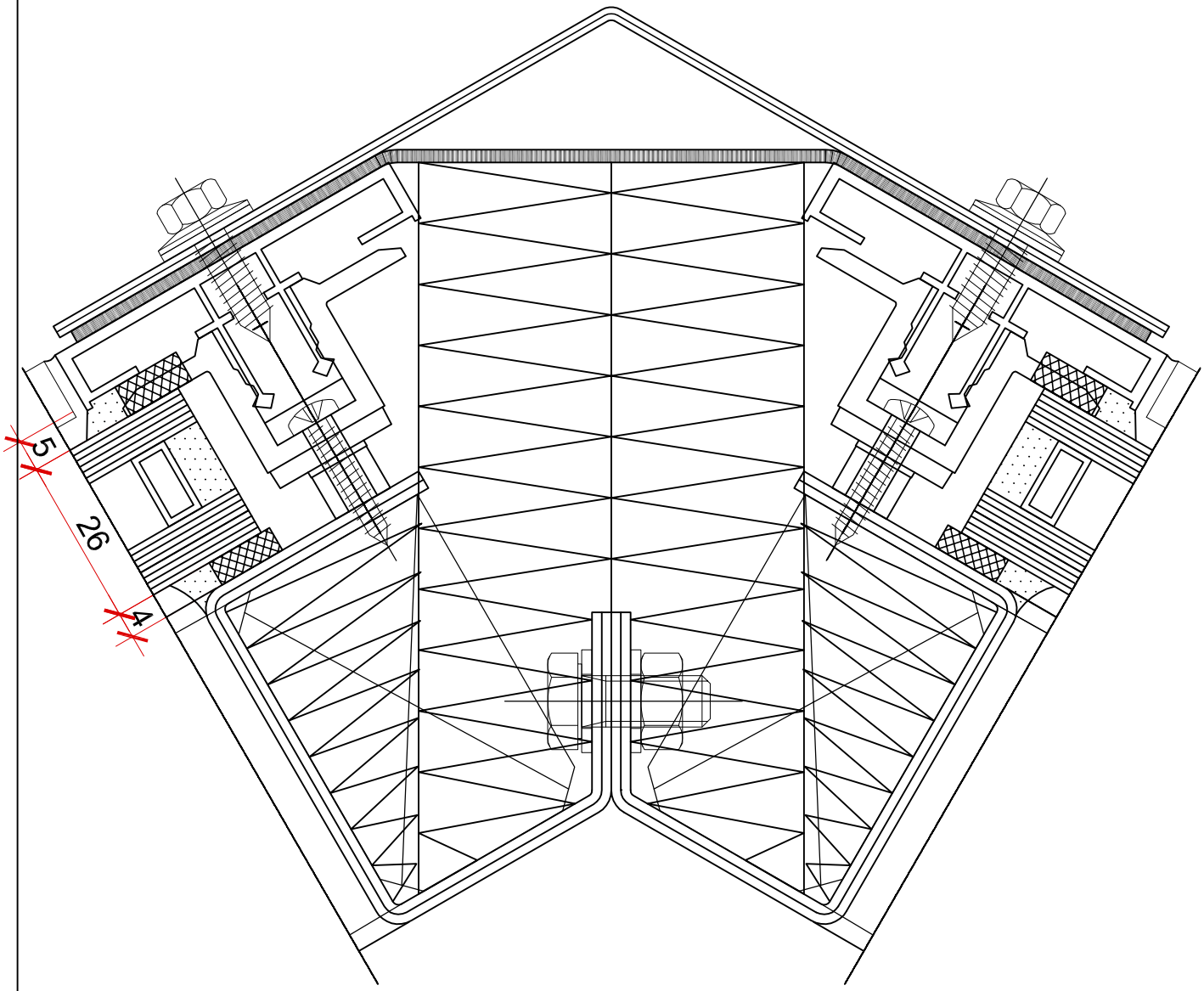

Satteldach – Fristabschluss/Toi á deux versants – Epi de faîtage Mst. 1:1